

BRIDGE KIDS PROGRAMS 2024

BRIDGE Summer Camp Chaperon Manual



APCC

Asian-Pacific Children's Convention in FUKUOKA

Dear Chaperons,

We are very happy to welcome you as a participant of the BRIDGE Summer Camp. We hope you have a pleasant journey to Japan and bring home many happy memories.

In order to ensure the smooth running of all the programs, we need your cooperation. This booklet contains information about your role as a Chaperon as well as an overview of the various events you will participate in while you are in Fukuoka. I hope that it will be useful to you as you prepare for your visit in July. If you have any questions about this booklet or any other matters, do not hesitate to contact us at < email: office@apcc.gr.jp >.

Yours Sincerely,

Karuna Shrestha
Senior Program Coordinator
APCC Office

Contents of This Booklet

● Your Roles as Chaperon	1
● BRIDGE Summer Camp Schedule and List of Participating Country/Region	2
● Before Departure	3
● Entering Japan	6
● Arrival at Fukuoka Airport	9
● Orientation at Marine House	10
● Registration Fee payment schedule	14
● Regarding Meal cost during transit	15
● After Leaving Marine House	16
● One-Day School Visit Program	17
● Homestay and Going School with Host Friend	20
● We are the BRIDGE Festival 2024	22
● Departure	24
● Flight Information	25
● APCC Theme Song	26

1. Your Roles as Chaperon

1. To learn and understand about APCC and BCIO through our website
< <https://apcc.gr.jp/en/> >
2. To help and work together with us to deepen mutual understanding and friendship among the children.
3. To be responsible of the JAs as guardians and act as a role model for them.
 - To accompany the Junior Ambassadors (JAs) throughout their trip to Japan and ensure they arrive back home safely.
 - To pay attention to JAs' health and condition, taking care of them when they get sick or homesick.
 - To take charge of JAs' passports and valuables during the program.
 - To ensure that JAs actively take part in all of the programs designated by APCC, and to join your delegation for those activities.
 - If your delegation has a Peace Ambassador(PA) or BCIO member, cooperate with them to take care of JAs.
4. To act as an interpreter whenever it is necessary.
5. To support and cooperate in the BC activities after returning to your home country.

Condition of being Chaperon

1. Must be fully aware of our Vision: We, as members of APCC, will become global citizens with an “OMOIYARI (Respect and Understanding)” spirit, creating a more peaceful world where the smiles of children abound.
2. Must be over 20 years of age but not older than 65 years old, mature and independent person who is a full-fledged member of society.
3. Must be able to communicate fluently in ENGLISH and interpret for APCC, the Host Families and the JAs. It is crucial that the Chaperon has sufficient communication skills to ensure that the all the programs runs smoothly and without any significant misunderstandings.
4. Must be of sound mind and body
 - Must handle daily issues independently, such as taking medicine if he/she has a chronic illness.
 - Must not be pregnant.
5. Must not accompany their family to Fukuoka.
6. Should not to take part in activities outside those designated by the APCC office during the BRIDGE Summer Camp period. (ex. commercial transactions, religious missions, private activities, etc.)
7. Must adhere to their Host Family's rules and schedule during their stay.
 - Must be willing to stay with a Japanese Host Family. Should be interested in the Japanese way of life and culture, and be willing to actively experience it.
 - All host families are volunteers. Try to keep this in mind to better appreciate the efforts of them.
8. Must adhere to the rules of APCC and submit all necessary documents to the APCC office by the appropriate deadlines.
9. Chaperons are allowed to bring and use communication devices such as mobile phones, iPods, or iPads. However, please keep their use to a minimum during the program.
 - There may be limitations to places and times they can be used.
 - To ensure that JAs remain engaged in the exchanges during the BRIDGE Summer Camp, they are prohibited from bringing any communication devices that provide easy correspondence with family and friends at home. We ask that chaperons keep in mind their positions as guardians and role models for their JAs, and that they limit their use of such devices to the bare minimum.
10. Must join the Online Chaperons meetings.
11. Should be able to support and cooperate with BRIDGE CLUB activities after BRIDGE Summer Camp.

2. Schedule and List of Participating Countries/Regions

As of June 10, 2024

● BRIDGE Summer Camp Schedule

July, 2024	Day	JA & Chaperon	PA, BCIO
12	Fri	Arrival → Orientation at Marine House (MH)	Arrival → Orientation at Marine House (MH)
13	Sat		
14	Sun		
15	Mon	Orientation	Orientation/ Exchange program by Junior Chamber
16	Tue	One day School Visit / CSR activity* (PM) Meet Host Families	MH → Global Arena (GA) PA camp
17	Wed	Homestay / Attend school	PA camp (GA)
18	Thu	Homestay / Attend school	PA camp (GA)
19	Fri	Homestay "We are the BRIDGE Festival 2024"	GA → Lalaport Fukuoka "We are the BRIDGE Festival 2024"
20	Sat	Homestay	Homestay
21	Sun	Homestay / Departure (Evening)	Homestay / Departure (Evening)
22	Mon	Homestay/ Departure	Homestay/ Departure
23	Tue	Departure	Departure

● List of Participating Country/ Region

No	Country/Region Name	JA	Chaperon	PA•BCIO	No	Country/Region Name	JA	Chaperon	PA•BCIO
1	People's Republic of China	4	1	-	23	Republic of Fiji	4	1	-
2	Republic of Korea	4	1	-	24	Republic of Kiribati	4	1	-
3	Hong Kong	4	1	1	26	The Independent State of Papua New Guinea	4	1	1
4	Taiwan	4	1	1	28	Republic of Palau	4	1	-
5	Republic of Singapore	4	1	-	29	Republic of Vanuatu	4	1	-
6	Republic of the Philippines	4	1	2	34	Federated States of Micronesia	4	1	-
7	Kingdom of Thailand	4	1	-	35	Republic of the Union of Myanmar	4	1	-
8	Malaysia	4	1	-	39	Kingdom of Tonga	4	1	-
9	Republic of Indonesia	4	1	1	40	Republic of Maldives	4	1	-
10	Socialist Republic of Vietnam	4	1	1	41	Tuvalu	4	1	-
11	People's Republic of Bangladesh	4	1	-	46	Kingdom of Cambodia	4	1	1
12	Kingdom of Bhutan	4	1	1	50	Guangzhou (China)	4	1	-
14	Islamic Republic of Pakistan	4	1	1	51	Ipoh (Malaysia)	4	1	1
15	Republic of India	4	1	1	52	Oakland (USA)	4	1	-
16	Lao People's Democratic Republic	4	1	1	53	Busan (Korea)	4	1	-
17	Nepal	4	1	2	54	Atlanta (USA)	4	1	1
18	Mongolia	4	1	-	56	Jiangsu Province (China)	4	1	-
19	Democratic Socialist Republic of Sri Lanka	4	1	1	59	Republic of Peru	4	1	1
20	Commonwealth of Australia	4	1	2	60	Ho Chi Minh (Vietnam)	4	1	-
21	New Zealand	4	1	-	61	Kyrgyz Republic	4	1	-
22	Hawaii (USA)	4	1	1		Total	164	41	21

3. Before Departure

※Please refer to the list below and share the information with your delegation members

Flight Tickets

E-tickets are already emailed to your Liaison Officer (LO) in your country so please get your tickets from your LO. Please keep all the tickets including the ones for JAs in your possession at all times.

* For in-flight meals, if your delegation has any food allergies/restrictions and would like to request a special meal, please contact the airline directly. Please note that in most cases the request for a special meal must be made at least 48 hours prior to the departure date.

Final Itinerary

APCC office will send you the final itinerary in the beginning of July. It includes important information so please print it out and bring it with you here.

Passport

Please always keep the passports of all members of your delegation with you when you travel to or from Fukuoka. Upon your check-in at Marine House, APCC volunteer staff will collect all the passports and then return to you before leaving the Marine house. Please keep all the passports with you as you are responsible to take charge of JAs' passports during the entire program.

Keeping Valuables

Please make sure you bring a suitcase with lock or a padlock to securely keep the passports and your valuables during the program. At Marine House, you will share a room with other participants and there are no safe or lockers to keep your personal items. It is your responsibility to keep your belongings and valuables secure at all times.

Baggage weight

Please remind everyone that their total baggage weight must be 20 kg or less. If it exceeds 20 kg, they will be charged extra. Moreover, please make sure the JAs pack their baggage such that it is not too heavy for them to carry by themselves.

NOTE: Though most airlines allow only 20 kg, the maximum baggage weight is set separately by each airline. Please visit the airlines' website for the actual limit and further details.

Health

1. Nits / Head lice

Nits, or head lice, are contagious, so to prevent others from catching them at camp or in Host Family's house during BRIDGE Summer Camp, please make sure to exterminate them before your departure.

This year we have a really tight budget, so we have not been able to allocate any budget to the head lice problem. Therefore, if we find nits or head lice in your delegation then we will ask you to pay for the cost of medicated shampoo and room cleaning of Marine house.

*Please understand that although nits/head lice may be tolerated in your culture as a common nuisance, in Japan those who have them cannot go to school and are instructed to exterminate them completely. An infected person will not be allowed to enter swimming pools, public baths, etc., and some of the host families will try to separate him/her from other family members to prevent them from being infected as well (especially sleeping rooms and bathing facilities).
Participants will undergo a checkup on arrival at Marine House. If we find that any of your delegates are infested with nits/head lice, we have to ask him/her to use a medical shampoo in

a private bath/shower room during the Marine House Camp. In order to exterminate nits/head lice, typically he/she will need to use the shampoo 3 or 4 times, with a 2-3day interval between each use. Thus, please try to diagnose and exterminate nits/head lice before your departure.

2. **Stomachache and Dehydration**

During your journey, we would like you to be careful that your delegates stay hydrated to avoid getting a heat stroke. Also, in the past, some participants had a stomachache right after their arrival. This seems to have been caused by constipation due to insufficient water intake during their journey.

3. **Health Check Form**

We would like to know in advance if any member of your delegation feels ill or shows signs of illness before departure, so that we can provide careful attention to him/her upon your delegation's arrival. In case you find any of the delegates severely ill, we would like to ask you to make a judgment whether or not he/she can travel to Fukuoka and participate in BRIDGE Summer Camp.

Please monitor each participant's health condition **for two days before departure**, especially checking whether they show any of the following symptoms.

high temperature / cough / sore throat / runny nose or stuffy nose / body aches / chills / headache / fatigue / diarrhea / vomiting

Please make sure to send us the results of your health checks **two day before departure** using the provided Health Check Form.

***Note:** Please understand that each participant will be covered by an insurance policy provided by APCC. But routine dental treatment and pre-existing conditions such as asthma are NOT covered by this insurance policy. Any expenses incurred or medication for pre-existing conditions will be covered by the individual, not by APCC.

Allowance and Money Exchange

JAs are not allowed to bring more than US\$ 200 of pocket money. The reason why we made this rule is because there has been a problem that some JAs have brought a large amount of money for their age, and they asked their host families to take them shopping repeatedly during the homestay period, which is not the purpose of the APCC homestay program. Before you leave your country, please make sure that your delegates do not have more money than allowed. If they bring a large amount of money, the host family will ask the Chaperon to keep it until departure. Also, please prepare Japanese Yen before arriving in Fukuoka. There are some foreign currencies that banks in Japan cannot exchange, and even if banks carry your country's currency, they are closed on weekends. You will go directly to Marine House upon your arrival in Fukuoka, so there will not be enough time to exchange money at Fukuoka Airport. If you can't exchange your local currency into Japanese yen in your country, please at least change it into US dollars before you arrive in Japan.

Means of Communication during your stay in Fukuoka

In Marine House, there is no Wi-Fi environment. If you need to use Wi-Fi network for your smartphones, laptop and other communication devices, please make it available on your own. If you wish to rent a Wi-Fi router or purchase a SIM card in Japan, please make an arrangement in advance and have it delivered to Marine House on July 12th to 13th as you will not have time to rent or pick it up at the Fukuoka airport on arrival.

During the homestay period, all Chaperons are required to be reachable at all times. Your host family will assist you in ensuring the communication with APCC; however, we would like to ask you to have

your own means of communication as well. (e.g. mobile phones enabled in Japan, skype, Facebook Messenger, etc.)

Medicine

Please bring the medicine you usually use in your country in case of sudden illness. (e.g. for headache, stomachache, fever, motion sickness, pain killer etc). And please ask the same to your JAs too.

Phone Call

• Parents MUST NOT call their children during BRIDGE Summer Camp. Arrival information will be announced by APCC office to each Liaison Office. If a Host Family is troubled by constant calls from a JA's parents, we will ask the Liaison Office to warn them to stop calling their children.

• JAs must not bring a mobile phone or any communication devices including iPod, iPad and electronic games. If they bring a mobile phone and use it during homestay, the host family will ask the Chaperon to hold on to it until departure.

APCC wishes to encourage participants to be independent and to concentrate on cultural exchange and making friends with the people they meet during their stay in Japan, so we ask the child participants to refrain from using the internet for the same reasons as mentioned above.

Registration Fee

We will collect the fee in cash in US dollars after your arrival in the Marine house. We have already sent the Invoice of Participation to your Liaison Officer. Please check the invoice and bring the total registration fee with you. Please remember that we do NOT accept credit cards or checks. To ensure a smooth registration process, we have allocated time for each delegation to collect their registration fee. Please refer to the Registration Fee Payment Schedule to know your time to pay registration fee and come to the Head Office at Marine House at that time.

Lost / Damage Baggage

As soon as you notice any of your delegation member's baggage is missing/damaged, contact the Baggage Claim Desk, which is located within the airport (usually near the baggage carousels) and inform the staff about the situation. If there is no desk around, get in touch with the airline whose aircraft you were on.

APCC Contact Number

+81-92-710-6102

In case of emergency, please feel free to call us at this number. It will be available every day during BRIDGE Summer Camp

4.Entering Japan

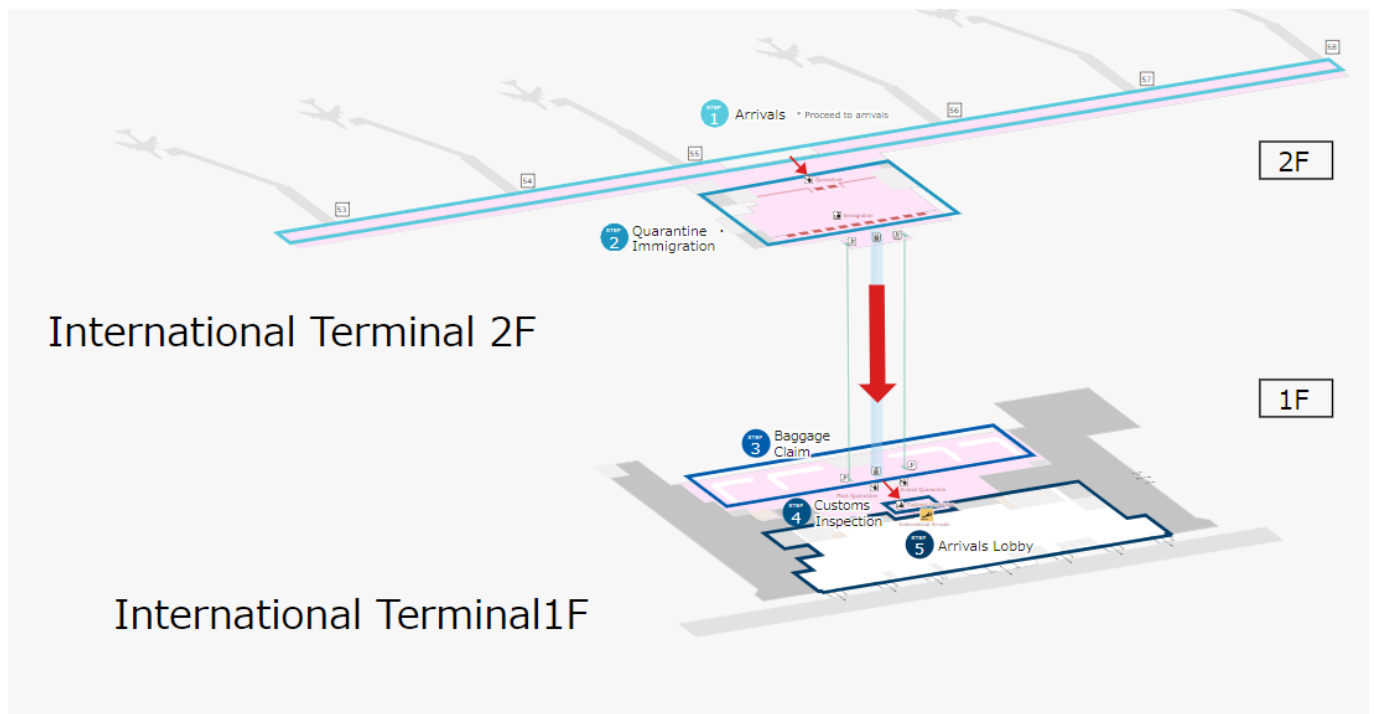
Please go through the following information and get ready for entry into Japan.

You can also check its procedures in the below website:

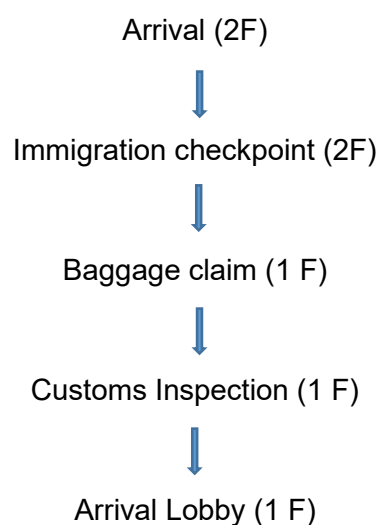
https://www.fukuoka-airport.jp/en/flight/flow_int/index.html?depArv=arv#t02-1

<http://www.moj.go.jp/content/000001942.pdf>

● International Arrival at Fukuoka Airport





After arrival, please proceed to the Quarantine station first then to the Immigration clearance. Please follow the instruction at Immigration.



● **Instructions at Immigration**

Applicants will be required to follow the following procedures. Entry procedures require foreign nationals who apply for entry into Japan (except person under the age of 16) to be fingerprinted and photographed (facial photographs) by means of special devices, and then be interviewed by immigration inspectors.

- ① A person wishing to enter Japan must submit his/her passport to the immigration control officer.
- ② Once the immigration control officer has explained the procedures that are to be followed, the person wishing to enter Japan will be asked to place the index fingers of both hands on a digital fingerprint reader. The fingerprint information will be read and stored electromagnetically.
- ③ A facial photograph will then be taken, using the camera located at the top of the digital fingerprint reader.
- ④ The immigration control officer will then conduct a short interview.
- ⑤ On completion of the above procedures, the person wishing to enter Japan will receive his/her passport from the immigration control officer.



● **How to Fill Out Disembarkation Card**

Please refer to the description below and fill out your card as well as the JAs' and have them sign it. Please write APCC address in the Intended address in Japan.

Asian Pacific Children's Convention in Fukuoka
1-4-13-6F, Maizuru, Chuo-ku, Fukuoka, 810-0073 Japan
TEL: (81)-92-710-6102

[ARRIVAL]

外国人入国記録 DISEMBARKATION CARD FOR FOREIGNER 外国人入境记录卡
英語又は日本語で記載して下さい。Enter information in either English or Japanese. 请用英语或日语填写

氏名 Name 姓名	Family Name 姓的拼音 Your Family Name	Given Names 名的拼音 Your Name
生年月日 Date of Birth 出生年月日	Day 日 Month 月 Year 年 your date of birth	現住所 Home Address 家庭住址
渡航目的 Purpose of visit 入境目的	<input checked="" type="checkbox"/> 観光 Tourism 旅 <input type="checkbox"/> 商用 Business 商务 <input type="checkbox"/> 親族訪問 Visiting relatives 探亲 <input type="checkbox"/> その他 Others 其他 ()	航空機便名・船名 Last flight No./Vessel 抵达的航班号・船名 Your flight number
日本の連絡先 Intended address in Japan 日本的联系地址	航空機便名・船名 Last flight No./Vessel 抵达的航班号・船名 12 days 日本滞在予定期間 Intended length of stay in Japan 预定停留期间 12 days	
日本での連絡先 Intended address in Japan 日本的联系地址 Asian Pacific Children's Convention in Fukuoka 1-4-13-6F, Maizuru, Chuo-ki, Fukuoka, 810-0073, Japan		
TEL 电话号码 (81)-92-710-6102		
裏面の質問事項について、該当するものに☑を記入して下さい。Check the boxes for the applicable answers to the questions on the back side. 对反面的提问事项，若有符合的请打勾。		
1. 日本での退去強制歴・上陸拒否歴の有無 Any history of receiving a deportation order or refusal of entry into Japan 在日本有无被强制遣返和拒绝入境的经历 <input type="checkbox"/> はい Yes 是 <input checked="" type="checkbox"/> いいえ No 否		
2. 有罪判決の有無（日本での判決に限らない） Any history of being convicted of a crime (not only in Japan) 有无被判决有罪的记录（不仅限于在日本的判决） <input type="checkbox"/> はい Yes 是 <input checked="" type="checkbox"/> いいえ No 否		
3. 規制薬物・銃砲・刀剣類・火薬類の所持 Possession of controlled substances, guns, bladed weapons, or gunpowder 持有违禁药物、枪炮、刀剑类、火药类 <input type="checkbox"/> はい Yes 是 <input checked="" type="checkbox"/> いいえ No 否		
以上の記載内容は事実と相違ありません。I hereby declare that the statement given above is true and accurate. 以上所填内容属实无误。		
署名 Signature 签名	Your signature	

区分
61
ありますか？
o Japan?

您现在是否携带着麻醉药、大麻、鸦片、兴奋剂等毒品、或枪枝、刀剑类或火药等物品？

官用紙
Official Use Only



● **Customs procedures**

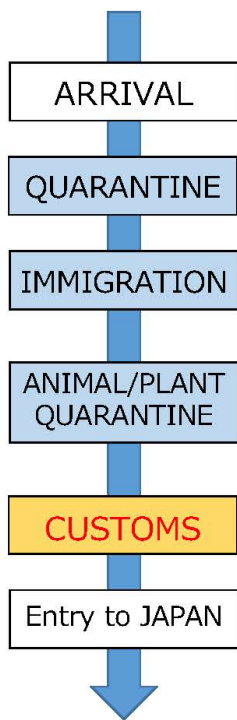
It is necessary for whoever applies for entry into Japan, no matter how much you bring, to write all the items you bring to Japan on the Custom Declaration Sheet. Please fill out the Custom Declaration Sheet according to the following manual. Please let all the JAs of your delegation know about this procedure and help them fill out the declaration sheet. You can write APCC address in Address in Japan.

1-4-13-6F, Maizuru, Chuo-ku, Fukuoka, 810-0073 Japan
 TEL: (81)-92-710-6102

Information on Customs procedures in Japan

- Please fill out ALL THE ITEMS on the declaration form. It is necessary for prompt and appropriate Customs clearance.
- Please fill in side-A of the Declaration and submit it to Customs. If your answer to any of the questions is "Yes", please provide a description of your belongings in the "Description of Personal Effects" area on side-B.

The entry procedures



Please fill in all of the columns in side-A.



Duty-Free Allowance for Non-residents (per an Adult)

Kinds	Amount or Value
Alcoholic Beverages	3 bottles (760ml per bottle)
Tobacco (non-resident)	400 cigarettes, or 100 cigars, or 20 individual packages, etc of heat-not-burn-tobacco 500 grams of other kind of tobacco * Duty-free allowance of heat-not-burn cigarettes are equivalent to 400 cigarettes. * Duty allowance of Tobacco will be amended in October 2021. For your information, please visit our website.
Perfume	2 ounces
Others	¥200,000 (total overseas market value)

[Attention] Commercial goods and commercial samples are dutiable and are not subject to duty exemption indicated above.

Items prohibited from importation(examples)

- Narcotic drugs, stimulants, marihuana, MDMA, etc.
- Firearms such as pistols, revolvers, etc.
- Explosives (dynamite etc.), materials for chemical weapons.
- Counterfeit, altered or imitated bank notes, coins or securities, and forged credit cards.
- Obscene or immoral materials, and child pornography.
- Articles which infringe upon intellectual property rights.

Items restricted from importation(examples)

- Hunting guns, swords, etc.
- Internationally protected endangered animals, plants or their products. (crocodile, cobras, turtles, ivory, musk, cactus, etc.)
- Live animal and plants, meat products, vegetables, fruits, rice, etc.
- Pharmaceutical products, cosmetic (subject to quantity restrictions)

5. Arrival at Fukuoka Airport

- **Health Check**

Once you arrive at Fukuoka Airport, you will be greeted by the APCC volunteer staff who will check your delegates' health condition and take everyone's temperature. This is to protect against infection, such as Flu, COVID-19, therefore, we would like to ask your kind understanding. Our volunteer nurse will also be at the airport, so please feel free to consult with them if there are any concerns regarding your delegates. After this brief checkup, volunteer will guide you to your bus.

Please be aware that you do not have time for exchanging money, shopping, or renting Wi-Fi devices, SIM cards, etc at the airport.

- **APCC Name Tag**

APCC volunteer who accompanies with you to Marine house will check each JA's name and give him/her APCC name tag. Please cooperate with the volunteer.

- **To Marine House**

APCC has arranged a bus for one-hour long journey to Marine House, where you can rest after your long flight and meet fellow participants from other countries as well as the local volunteer staff. You will also have a chance to discover more about APCC vision and your stay in Japan before you move onto the homestay program. One or more volunteers will accompany you on the bus to Marine House so please do not hesitate to ask them for assistance if you need any.



*At present, Fukuoka International Airport is undergoing renovation, so there is not enough space to gather in the arrival lobby. Therefore, please follow the instructions given by APCC volunteers when you arrive at the Arrival Lobby.

6. Orientation at Marine House (July 12th – 16th)

The first place you visit in Fukuoka will be “Marine House”. During your stay at Marine House, you have time to rest after your long flight and to adjust to the hot, humid climate in Japan. You will also have time to discover and learn more about APCC and its vision. You will receive guidance and participate in workshops to gain knowledge of Fukuoka, APCC programs and homestay, so that you can fulfill your role as a Chaperon and assist your Junior Ambassadors (JAs) to have a fruitful experience through this opportunity. Everyone will be accommodated in dormitory style rooms with participants from other countries with an APCC Volunteer Room Leader in each room. Marine House Orientation is an excellent opportunity for all APCC participants to get to know each other.

■What Chaperons are expected to do at the Marine House Orientation

In the Marine house, you will

1. Learn the APCC vision.
2. Support the JAs.
3. Get accustomed to the climate in Fukuoka.
4. Learn Japanese customs and culture before you start your homestay.
5. Interact with Junior Ambassadors (JA), Chaperons from various countries/regions.
6. Attend the meetings and workshops that are arranged for you to take part in.
7. Cooperate with the APCC room leader.

■Keep the following in mind

One of your most important responsibilities as a Chaperon is to support the JAs staying healthy, participating in the programs, and interacting with other JAs.

1. You need to look after all the JAs who are assigned to your room regardless of which country/region they are from.
2. APCC Volunteers are always there for you to work with you and to support the JAs.

■About Life at the Marine House

Remember, the Marine House is not a hotel, but a social educational facility for youth. You will be asked to take care of your own affairs by yourself. Please follow the rules here to make everyone’s stay pleasant.

(1) Room

- This year, all 4 JAs will be allocated in different rooms. It means each room consist of 5-6 JAs from different countries/regions. One JA can see the other JA of the same delegation (same gender) in the next room.
- Boys and Girls will be in separate rooms.
- Japanese volunteer staff will be in each room as a room leader to take care of the children cooperating with the Chaperons. Feel free to ask them for anything including details of your time schedule during your stay at the Marine House.
- To be responsible for their stay at Marine House, each JA is assigned a role in their room upon arrival and is the leader in charge.
 - 1) Cleaning leader
 - 2) Meal leader
 - 3) Shower leader
 - 4) Time keeper
- Eating and drinking (except water) is prohibited in the rooms. Meals and beverages will be provided in the restaurant.



- In the past, we saw some JAs sticking chewing gums under their mattresses, draw something on the wall/bed board with pen. Please make sure that none of your JAs or the children you take care of do such thing to damage, soil and litter the room and its fixtures. **If a JA damaged the facilities in MH, we will send a bill of repair charges to the LO or his/her parents.**

(2) Meals

- All participants will have meals with their roommates in a self-service restaurant at the Marine House. We consider each one's religious restrictions. Please refer to accompanying material titled "Meals in Marine House".
- We can NOT provide any care or satisfy any needs for participants with health issue, including food allergies. Participants with food allergies or religious restrictions need to check the "Pictograms" below and to decide whether he/she can eat the dish or not.



- There will be a snack time after dinner. All participants are allowed to bring their own food and eat it at the designated time and place. We recommend all the participants to bring their own snacks or sweets as dietary supplement.
However, cup noodles, chewing gums, candies, juice and soda are prohibited at the Marine House.
- Tap water is safe to drink in Japan. Please refill your water bottle with the tap water when needed.

(3) Bath (divided by sex)

- All participants will take baths with friends in a big bathtub. You cannot wear a swimming suit in the tub. Some of you may feel uncomfortable, but please try to adjust to the Japanese way of taking a bath.
- Shampoo and soap are in the bathrooms, but we recommend all the participants to bring their own ones.
- If a religious reason or physical condition prevents a person from taking a bath in a common bathtub, a participant may take a shower.
- If participants has been on period, please tell room leader. Object person will take a bath in different bathroom.
- Chaperons are free to use the individual shower booth during the designated time.
- All participants, please bring your own towel.

(4) Shopping

- There is NO shops in the Marine House. Participants may NOT go out during the orientation, because Marine House is located in an isolated place. Prepare what you need before your arrival in Japan. We will have meals and drinks available during the orientation.

(5) Internet and Use of Communication Devices

- Chaperones are allowed to bring and use communication devices such as mobile phones, tablets and laptops. However, the Marine House does NOT have open Wi-Fi environment. If you need internet connections, please bring a mobile Wi-Fi router by yourself. (We recommend you to bring it with you. There is no time for buying SIM card at the airport when you arrive.)
- To ensure that JAs remain engaged in the exchanges during the Invitation Project, they are prohibited from bringing any communication devices that provide easy correspondence with family and friends at home. If any of your JAs bring such devices with them to Fukuoka, we will ask you to keep them till you return home in your country. We also would like to ask that you keep in mind your positions as guardians and role models for the JAs and refrain from using them in front of the children unless it is in case of emergency.

(6) Bugs

- There are some bugs at the accommodation, including mosquitoes. You also need to be careful for centipedes in the grounds. Please check inside of your shoes before you put on as centipedes might be hiding there.
- These bugs are one of the reasons why we do not allow any foods or drinks in the room.

(7) Health

- You will be asked to take your temperature when you wake up and before you go to bed. This is to check your health condition prior to your homestay and to protect against infections such as Flu.
- Volunteers with medical qualifications are stationed in the headquarters. Please feel free to contact them when you and JAs do not feel well.

(8) Head Office

- Management members (APCC volunteer) and interpreter volunteers are stationed in the Head Office. Please do not hesitate to ask anything.
- APCC Coordinators are stationed in the Head Office. Payment of registration fee is available here.
- The Head Office also serves as a break room for volunteers. Volunteers may eat and drink here if they are not able to eat meal at the restaurant.

(9) Basic Time Schedule

**the time schedule is subject to change.*

6:45 AM	Wake up /Clean your room	Good Morning! ~Ohayou gozaimasu~ *Take your temperature! Only on 16 th , wake up at 6:00 AM
7:20 AM ~	Breakfast	Only on 16 th it will be 7:00AM~
9:00 AM ~	Morning Assembly	Exercise, etc. July 13 th ,14 th ,15 th
12:00 noon	Lunch	
1:30 PM ~	Free Time	July 13 th ,14 th ,15 th
4:30 PM ~	Bath	
7:00 PM ~	Dinner	
7:30 PM ~	Snack time	Only in 16 th it will be 8:15 PM~
8:30 PM~	Pajama time	Brush your teeth, prepare for bed *Take your temperature!
	Chaperon Briefing	July 13 th ,14 th . Only on 15 th it will start at 20:15

9:30 PM	Go to bed (JA)	
10:00 PM	Go to bed (Chaperon)	Good Night! ~Oyasuminasai~

- **Chaperon Briefing:** All Chaperons must join this Briefing meeting where we will inform every detail of next days activities.
- **Snack time:** It will be held after dinner, 7:30p.m. - 8:15p.m. @ Orientation hall
Dinner at Marine house is designated very early evening, so all participants are allowed to bring their own food and eat it at the designated time and place.
(Only on 15th will be 8:15p.m.~9:00p.m.)
- **Coffee Corner:** Chaperons are welcome to use the Coffee Corner that will be available in the Multipurpose Room D. Please feel free to use it and talk to each other.
Note: You will be able to use this coffee corner on July 13-15 from 7:00 - 9:30 pm, except on July 14 from 6:15 - 8:15 pm due to the PA meeting.

	Friday, July 12th	Saturday, July 13th	Sunday, July 14th	Monday, July 15th	Tuesday, July 16th
	Arrival	Arrival	Arrival		Leaving Marine House
Morning	Breakfast				
	Morning Assembly				Leaving Marine House
	In-room Exchange	In-room Exchange	In-room Exchange Yukata Wearing Workshop	In-room Exchange Homestay Guidance	
Afternoon	Lunch				
	In-room Exchange	In-room Exchange	Big Activity In Play Hall Yukata Wearing Workshop	School Visit Guidance Packing Cleaning	Leaving Marine House
Night	Dinner / Bath				
	In-room Exchange	In-room Exchange	In-room Exchange	Farewell Party	
	Chaperon Briefing	Chaperon Briefing	Chaperon Briefing		

- For the Performance Event on July 19th, we will have an individual meeting with Chaperon on 14th to have a final confirmation regarding your delegation performance.

(10) Others

- Marine House is NOT a hotel. Please be careful not to damage the room facilities or equipment.
- Graffiti's are strictly prohibited.
- We are sorry that we can NOT provide any chances (time and place) for practicing the performance during the orientation this year.
- Laundry services are not available in Marine House. However, once you go to the homestay, you will be able to do your laundry. So please ask your host family if you want to wash your clothes.
- There will be some participants who has Head Lice and it is possible you to get lice from them. Use your own hat, comb, pillowcase and so on, please don't share with others.

7. Registration Fee Payment Schedule

Please pay your delegation's registration fee according to the schedule below at Marine House head office.

Date	Time	Country/ Region (4 JAs + CP)	Country/ Region (PA + BCIO)
July 13	11:30 ~ 12:00	Peru	Peru
		Vietnam	Vietnam
		Thailand	-
		Bangladesh	-
		Bhutan	Bhutan
		Laos	Laos
		Myanmar	-
	13:30 ~ 14:00	Singapore	-
		Malaysia	-
		India	India
		New Zealand	-
		Ipoh	Ipoh
	14:00 ~ 14:30	Australia	Australia
		Busan	-
		Palau	-
		Oakland	-
	, 17:00 ~ 18:00	Kyrgyzstan	-
		Philippines	Philippines
		Indonesia	Indonesia
		Cambodia	Cambodia
		Sri Lanka	Sri Lanka
		Fiji	-
		Kiribati	-
Papua New Guinea		Papua New Guinea	
Vanuatu		-	
Tonga		-	
Tuvalu		-	
July 14	9:00 ~ 10:00	Korea	-
		Hong Kong	Hong Kong
		Guangzhou	-
		Jiangsu	-
		China	-
		Atlanta	Atlanta
		Taiwan	Taiwan
		Hawaii	Hawaii
		Mongolia	-
		Nepal	Nepal
		14:00 ~ 14:30	Ho Chi Minh
	Maldives		-
	Micronesia		-
	Pakistan		Pakistan

8. Regarding Meal Cost during transit

For delegations that have a longer transit time (approximately more than 5 hours) while traveling to and from Fukuoka, APCC will reimburse your meal expenses up to a certain limit. Therefore, please be sure to bring all the receipts for the meals that you have purchased for your JAs and for yourself while in transit. We will not be able to reimburse you for the cost of your meals if you do not bring the receipts with you.

Our travel agent will be at Marine House on July 14 to process your reimbursements. Please check the schedule below and be sure to come to Marine House head office to submit receipts and collect money. If you miss this, it may be difficult to reschedule and you may lose your chance to get reimbursed.

The final itinerary, which will be sent to you by the APCC office in early July, will include the reimbursement amount. Therefore, please check the final itinerary and confirm the total amount to be reimbursed.

Date / Time	Country/ Region
July 14, 14:00 – 16:00	Bangladesh
	Bhutan
	Pakistan
	India
	Mongolia
	Sri Lanka
	New Zealand
	Fiji
	Kiribati
	Papua New Guinea
	Vanuatu
	Micronesia
	Tonga
	Maldives
	Tuvalu
Cambodia	

- Please note that self-paying delegations, Peru, Ho Chi Minh and Kyrgyz delegation will be responsible for their own meals, if any, in transit.

Note:

Normally, airport tax and baggage fees are included in the ticket. However, in some cases, some airlines have a tax payment requirement at the airport. If this happens, please bring the tax payment receipt and give it to us on July 14.

Last year we had a case where airline asked to pay baggage fee because it was not included in ticket. In this case also, please bring the receipt of the payment and give it to us on the July 14.

Our travel agency will refund the amount on the day of your departure.

9. After Leaving Marine House

After leaving Marine House on July 16, Tuesday, 29 delegations are scheduled to participate in “One-Day School Visit Program” before meeting with their host families. Please check (Page 17) to see the list of delegation who will participate in One-Day School Visit Program.

10 delegations will be received by APCC’s partner municipalities proceeding with their own schedules. And remaining 2 delegations will have a Courtesy visit to the Fukuoka Prefecture Government before meeting with their host families.

(As of June 10, 2024)

【Marine House ⇒ Hosting Partner Municipality / Meet Host Family and Start Homestay】

No.	Country / Region	Municipality	No.	Country / Region	Municipality
60	Ho Chi Minh	Iizuka City	50	Guangzhou	Chikushino City
15	India	Onojo City	34	Micronesia	Fukuchi Town
10	Vietnam	Kasuya Town	21	New Zealand	Ukiha Junior Chamber
40	Maldives	Kanda Town	22	Hawaii	Yokote Elementary School
41	Tuvalu	Koga City	39	Tonga	Fukuoka Futaba Elementary School

However, India, Guangzhou, New Zealand, Hawaii and Tonga will first join the activity organized by APCC sponsored companies and then will be received by the APCC’s partner municipalities.

【Marine House ⇒ CSR Activity ⇒ Hosting Partner Municipality / Meet Host Family and Start Homestay】

No.	Country / Region	Activity
15	India	Activity at ASSURAN
50	Guangzhou	
21	New Zealand	
22	Hawaii	Activity at LIXIL
39	Tonga	

Attire for CSR Activity: APCC t-shirt

【Marine House ⇒ Courtesy Visit ⇒ Meet Host Family and Start Homestay】

No.	Country / Region	Activity
1	China	Courtesy Visit to Fukuoka Prefecture Government
24	Kiribati	

Attire for Courtesy Visit: Formal dress OR Delegation uniform OR APCC t-shirt

Please prepare one gift from your delegation, as there will be time to exchange gift. More information about courtesy visits will be emailed to you at a later date.

10. One-day School Visit Program (July 16)

In partnership with Fukuoka city Board of Education, this program aims to give more children the opportunity for international exchange at elementary schools in Fukuoka. By sending JAs to elementary schools, Japanese students get a one-day international experience and also gives JAs a chance to engage with many students as well as to experience Japanese school life.

This year, 20 elementary schools in Fukuoka city applied for this "APCC One-Day School Visit Program". These elementary schools will welcome JAs by showing a wide variety of Japanese culture, holding a special class to play with Japanese toys, and performing songs and dances. During lunchtime, JAs will sit around the table with students and eat together in a cheerful atmosphere. Despite their language barriers, children will get closer in a short time, exchanging smiles and communicating with gestures.

This year, delegations listed below will participate in this program and visit the stated elementary schools to interact with Japanese students before meeting their host families to start homestay.

■Delegations participating in "One-Day School Visit Program" (E. S. =Elementary School)

No	School Name	Delegation	No	School Name	Delegation	No	School Name	Delegation	No	School Name	Delegation
1	Haruyoshi E.S.	Nepal Myanmar Pakistan	6	Osa E.S.	Jiangsu	11	Nishinaga zumi E.S.	Busan	16	Uchiyama E.S.	Sri Lanka
2	Fukuhama E.S.	Malaysia	7	Roji E.S.	Laos	12	Higashi hanahata E.S.	Bhutan	17	Gen-you E.S.	Fiji Vanuatu
3	Chihaya E.S.	Singapore Philippines Hong Kong	8	Ogusu E.S.	Cambodia	13	Kotabe E.S.	Palau	18	Jonoharu E.S.	PNG Australia
4	Chihaya nishi E.S.	Thailand Mongolia	9	Oike E.S.	Ipoh	14	Taguma E.S.	Oakland	19	Tsutsumi E.S.	Atlanta
5	Matsushima E.S.	Taiwan Korea Indonesia	10	Kashihara. E.S.	Peru	15	Nishijin E.S.	Bangladesh	20	Tsutsumigaoka E.S.	Kyrgyzstan

The countries were selected according to the location of their allocated homestay area.

● Note

1. Please inform JAs to bring an additional 40 name cards/business cards for One Day School Visit Program. We would like the Chaperons to either collect the additional 40 name cards or remind the JAs in advance not to use them at the Marine House.
2. The detailed schedule for each school will be provided at One-Day School Visit Guidance on July 15 at Marine house.
3. At the school, there is a time for the delegates to show their performance. We have requested each school to prepare a room for the JAs to change into their costumes.

Regarding the changing clothes for the performance

Please understand that the first priority during the One Day School Visit is to spend the time interacting with the students rather than the time for the JAs to show their performance at the school. Therefore, please be sure to complete the dress change and makeup for the performance within 20 minutes (if it takes a long time to change clothes, please skip the makeup) and do not use body oils or similar products.

In addition, please make sure that the costumes for the JA performances are easily accessible. We strongly recommend JAs to find their costumes and put them on the top of their luggage on July 15th during packing time in Marine house.

Regarding the performance music data

JAs are asked to do the same performance they prepared for We are the BRIDGE Festival. We have prepared the same music for the performance in the One Day School Visit program. So, please understand that any changes to the music will not be accepted.

4. School will not allow you to give out any food products to the Japanese students because of the concern for the allergy problems.
5. Chaperons are free to take photos during the One Day School Visit program. However, please do not share these photos on your social networking sites like Facebook, Instagram, Tik Tok, etc to protect Japanese students' personal information.

● Before you go...

1. Please make sure you are aware of your engagement and ready to join the program before your departure.
2. Check JAs' physical condition. Please let APCC staff know if JAs' body temperature is over 37.5°C.
3. Bring your costumes for your performance stage and indoor shoes (if you have them).
4. Please make sure that your JAs have the 40 name cards with them when they leave Marine house.

When you arrive at school...

1. Put on the APCC name tag.
2. Water bottles are available. Please write name on it.
3. Make sure the time schedule of welcome ceremony, performance stage, and classroom activity.
4. Encourage JA's to communicate with Japanese students.
5. JA's health will be carefully monitored and taken care of during the entire program. If JA feels ill, he/she should immediately consult with APCC volunteers or school nurse.
6. School Lunch ※If JAs cannot eat it for allergy or religious reason, we'll prepare special lunch for them. Even if the JA's don't feel like eating, please encourage them to try everything.
7. Meet with Host Families after school.

※APCC volunteers are in each school to take care of you, let them know if there is any concern.



Arrive at school



School assembly



Calligraphy Class



Lunch time with Japanese students



Name Card Exchange



Waiting to meet host families

11. Homestay and Going School with Host Friend

One of the most important parts of BRIDGE Summer Camp is the time that JAs spend in Homestay. Before your delegation arrives in Fukuoka, each of you will be assigned a Host Family with whom you will stay about a week. The Host Families are residents of Fukuoka who have volunteered to have you as a member of their family, and as such, it is important that both the Chaperon and the JAs do their best to get to know the Host Family, and at least try all of the food that they have spent time preparing for you.

Once children are away from security of staying together at Marine House, homesickness can set in fairly quickly. You may be called on by a Host Family to comfort a JA over phone or even visit him/her in order to calm the JA down. It is also important for you to make sure the JAs understand that they are representing their home country and that their behavior reflects on it. We hope that none of the Host Families are left with a bad impression of a country due to poor behavior of a JA.

The time you spend in Homestay should be pleasant, and we hope that all members of your delegation have a great time, so relax, enjoy yourselves, and try all new things around you.

- **Meeting Host Family**

On July 16th, you will meet your host family who will welcome you at their home during your stay in Fukuoka. The details of when and how you meet them will be informed after your arrival.

- **Attending School with Host Friends**

From July 16th to July 19th, most of the JAs will go to a local elementary school with their host friends. Some of the delegation members may go to the same school, while some of them may not. During that period, you, the chaperon can visit the school where your JAs are going, or you can visit the school close from your host family's home, to observe what the Japanese education system is like. We asked your host family to visit at least 1 school with you during the homestay, so please talk with them about the schedule and plan what best suits you and your host family.

- **Example Schedule at Homestay**

7:00	Breakfast	At School	
8:00	School	8:20	Attendance and health check
		8:30	First Period
		9:20	Second Period
		10:05	Morning Recess
16:00	Home Play with friends	10:25	Third Period
		11:15	Fourth Period
19:00	Dinner Take a bath Home work Watch TV Spend time with family	12:00	Lunch
		12:45	Afternoon Recess
		13:15	Cleaning time
		13:30	Fifth Period
		14:20	Sixth Period
22:00	Bed time	15:10	Home Room
		15:30	Leaving school

● Internet Usage

Recently, we see many JAs bringing their mobile phones, tablets, and those kinds of communication devices, playing games, and being in touch with their families back home. Such attitude will distract JA to have a fruitful exchange with their host family. We do not allow JAs to bring mobile phones and any other communication devices, even if they bring it as a substitute for a camera. Please make sure that JAs understand it and don't have any devices when they leave their country. If you find your JA with such items in Japan, please confiscate it from the JA until he/she goes back home.

● Examples of Common Problems

We encounter number of problems during homestay every year. These include:

1. JAs who ask their host family to buy them things or give them money
2. JAs who brought pocket money exceeding the specified amount (USD 200) and request host families to go shopping many times
3. JAs and Chaperons who refuse to participate in activities that the host families have spent time and effort organizing.
4. JAs and Chaperons who do not even try to eat the food that has been prepared for them
5. JAs who brought smartphones and called or sent messages to other JAs or his/her family.
6. JAs who try to phone their parents and parents who try to phone their children, despite the “no contact with home” rule.
7. JAs who refuse to attend school with Host Friends.
8. Chaperons who brought one's child and had him/her stay with the host family together.
9. Chaperons who made personal travel plan with his/her own family during the homestay period and spent a night away from the appointed host family.
10. Chaperons who went out without telling the host family where he/she is going and didn't come home till late evening.

Most of these problems can be prevented if JAs as well as their parents receive an orientation and preparatory training, and you gain the trust and respect of the JAs before arriving in Fukuoka. Please make sure that the JAs understand the conduct that is expected of them as representatives of their country/region. If Host Families encounter these kinds of problems, they will contact you. Please remember that neither you nor the JAs are in Fukuoka for sightseeing. We want you as well as the JAs to have a wonderful time getting to know your Host Family as well as the participants from other countries, and to expand your knowledge of other cultures.



We are the BRIDGE Festival 2024

We would like to inform you of the “We are the BRIDGE festival 2024” which will be held as a part of the BRIDGE Summer Camp 2024. This festival is an opportunity for the participants to introduce their own culture and tradition to host families and Fukuoka citizens through performances such as singing and dancing. Please make sure that all JAs are prepared to perform and to accomplish their mission as representatives of their country/region on this stage.

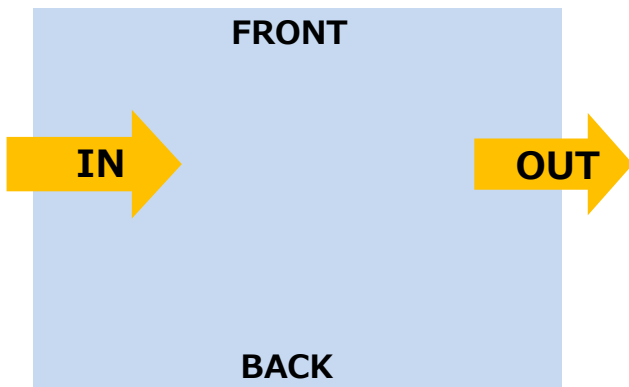
(1) Date and Location

- Date : July 19th (Fri), 2024
- Place : LaLaport 1F Media park
(23-1, Naka 6-chome, Hakata-ku, Fukuoka City, Fukuoka)



(2) Stage size / Length of performance time

- Size of the stage W 650cm × D 365cm × H 60cm
Please make sure you take the size of the stage into account when you plan the performance.
- Performance time **3 min**
In addition, there is 30 second each to go on and off the stage = **4 min total**
(30 sec. /go on the stage → 3 min / performance → 30 sec. /go off the stage)



(3) Preparation

- Please make sure to **complete preparing for the performance before you come to Japan**. We cannot spare time for JAs to practice during the program, which means you will **NOT** be able to practice once you get here.
- Please make sure to **bring in ALL the materials and props you need for your performance**. We will **NOT** be able to prepare and provide you with any instruments, costumes and make-up etc.
- Please **DO NOT** use the props below.
National flags: Using national flags can cause controversies and is a sensitive matter for some people. In order to be fair and to avoid any conflict, please refrain from using a national flag in your performance.
Body oil: It may stains the venue.

➤ **Performance Meeting**

On July 14th & 15th, we will see you and confirm your performance details at Marine House.
Submitted contents (Music data, performance, use of dressing room, etc.) **CANNOT** be changed on this day.

(4) On the Performance day

➤ **Gathering**

All the participants will be brought to the festival site by their host families. Everyone has to gather as a group before checking-in at the reception by the designated time. Once you check in at the reception, please follow the assigned schedule that will be provided to each group.

We will tell you your checking-in at the reception time at Performance Meeting (On 14th & 15th,).

➤ **Dressing room**

Delegation that have not applied for use of the dressing rooms on the Performance Check Sheet will not be allowed to use the dressing rooms.

Please note that changing rooms cannot be used on short notice on the day of the event.

If your delegation will use the dressing room, you can use **MAXIMUM 30mins including make up on.**

(5) Dress Code

➤ All the delegates are expected to wear their traditional clothing for their performance. This is to visually address cultural diversity of the Asia-Pacific countries to the participants and the audience.

Please make sure to **complete** preparing for the performance before you come to Japan.



(6) Watch the We are the BRIDGE festival via Zoom

On the day of the performance, interested parties (JA families, BC members, LO members, etc.) will be able to view the performance via Zoom.

We will send you the Zoom ID and password in the final confirmation documents (in July).

**All of the information mentioned above is our tentative plan.
We will inform you as soon as possible if there are any changes
that may affect your preparation.**

13. Departure (July 21-23)

- **Baggage Weight**

When you pack your bags, please remember that the total baggage weight must be within 20 kg. Every year, we have participants who get in to trouble checking in their overweight / oversized luggage at the airport. To prevent wasting the precious time to spend with the host families and friends before saying goodbye, please make sure everyone's bags are packed within the allowance.

- **Check-in**

The travel agent will help you check-in at the airline's counter. Please make sure you have all the passports and tickets of the delegation ready.

Have a safe and pleasant trip back home!

Please remember that your mission as a chaperon will not be completed until you report all the information that we provided you with and all the experience you gained through your stay in Japan, to the APCC Liaison Office in your country.



14. Flight Information

as of June 10

Arrival					
July 12 (Friday)					
No.	Country·Region	I/D	Flight no	Flight Time	numbers
59	Peru	D	JL303	8:10	5
59	Peru (PA)	I	OZ136	19:40	1
July 13 (Saturday)					
No.	Country·Region	I/D	Flight no	Flight Time	numbers
10	Vietnam	I	VN356	7:35	6
7	Thai	I	TG648	8:00	5
11	Bangladesh	I	TG648	8:00	5
12	Bhutan	I	TG648	8:00	6
16	Laos	I	TG648	8:00	6
35	Myanmar	I	TG648	8:00	5
5	Singapore	I	SQ656	8:20	5
8	Malaysia	I	SQ656	8:20	5
15	India	I	SQ656	8:20	6
21	New Zealand	I	SQ656	8:20	5
51	Ipoh	I	SQ656	8:20	6
20	Australia	I	CI110	9:55	7
53	Busan	I	KE2135	10:05	5
28	Palau	I	UA165	10:10	5
52	Oakland	I	OZ132	10:15	5
61	Kyrgyzs	I	OZ134	13:50	5
6	Philippines	I	PR426	14:30	7
9	Indonesia	I	PR426	14:30	6
46	Cambodia	I	PR426	14:30	6
19	Sri Lanka	D	JL319	14:45	6
23	Fiji	D	JL319	14:45	5
24	Kiribati	D	JL319	14:45	5
26	Papua New Guinea	D	JL319	14:45	6
29	Vanuatu	D	JL319	14:45	5
39	Tonga	D	JL319	14:45	5
41	Tuvaly	D	JL319	14:45	5
2	Korea	I	KE789	15:25	5
3	Hong Kong	I	CX588	15:30	6
50	Guangzhou	I	MU5070	17:15	5
56	Jiangsu	I	MU5070	17:15	5
1	China	D	JL325	17:50	5
54	Atlanta	D	JL325	17:50	6
4	Taiwan	I	BR102	18:20	6
22	Hawaii	I	HA827	18:40	6
18	Mongolia	D	JL331	20:35	5
17	Nepal	D	NH269	20:45	6
17	Nepal (BCIO)	D	NH271	21:10	1
July 14 (Sunday)					
No.	Country·Region	I/D	Flight no	Flight Time	numbers
60	Ho Chi Minh	I	VN350	7:35	5
40	Maldives	I	SQ656	8:20	5
34	Micronesia	I	UA165	10:10	5
14	Pakistan	D	NH247	11:35	6

Departure					
July 21 (Sunday)					
No.	Country·Region	I/D	Flight no	Flight Time	numbers
34	Micronesia	I	UA166	11:05	5
July 22 (Monday)					
No.	Country·Region	I/D	Flight no	Flight Time	numbers
18	Mongolia	D	JL300	7:00	5
5	Singapore	I	SQ655	9:55	5
8	Malaysia	I	SQ655	9:55	5
21	New Zealand	I	SQ655	9:55	5
7	Thai	I	TG649	11:35	5
11	Bangladesh	I	TG649	11:35	5
12	Bhutan	I	TG649	11:35	6
14	Pakistan	I	TG649	11:35	6
1	China	D	JL312	11:50	5
4	Taiwan	I	BR105	12:20	6
59	Peru	D	JL314	12:50	5
19	Sri Lanka	D	JL316	13:50	6
56	Jiangsu	I	MU518	13:55	5
59	Peru (PA)	I	OZ133	15:00	1
6	Philippines	I	PR425	15:30	7
9	Indonesia	I	PR425	15:30	6
26	Papua New Guinea	I	PR425	15:30	6
50	Guangzhou	I	MU5088	18:15	5
22	Hawaii	I	HA828	20:40	6
July 23 (Tuesday)					
No.	Country·Region	I/D	Flight no	Flight Time	numbers
17	Nepal (BCIO)	D	NH240	7:00	1
15	India	I	SQ655	9:55	6
17	Nepal	I	SQ655	9:55	6
40	Maldives	I	SQ655	9:55	5
51	Ipoh	I	SQ655	9:55	6
60	Ho Chi Minh	I	VN357	10:00	5
10	Vietnam	I	VN357	10:00	6
28	Palau	I	UA166	11:05	5
53	Busan	I	KE2136	11:05	5
61	Kyrgyzs	I	OZ131	11:30	5
16	Laos	I	TG649	11:35	6
35	Myanmar	I	TG649	11:35	5
54	Atlanta	D	NH254	13:10	6
52	Oakland	I	OZ133	15:00	5
23	Fiji	D	JL318	15:00	5
24	Kiribati	D	JL318	15:00	5
29	Vanuatu	D	JL318	15:00	5
39	Tonga	D	JL318	15:00	5
41	Tuvaly	D	JL318	15:00	5
46	Cambodia	I	PR425	15:30	6
2	Korea	I	KE790	16:25	5
3	Hong Kong	I	CX589	16:40	6
20	Australia	I	CI129	19:10	7

APCC Theme Song

During the BRIDGE Summer Camp, you will have several occasions to sing our theme song, "We are the BRIDGE". Please practice singing the song at your orientation meeting for your preparation 🎵

We are the BRIDGE

Sometimes
It's hard to make a friend
We talk
But words keep us apart
But with hope
And love and understanding
We find we speak
The same language in our hearts

This world has room for us all
And we could be one happy family
So let's stand hand in hand
And sing our song together
And we can make it better
Wait and see

☆ We are the BRIDGE
Of love from heart to heart
We have a dream
For everyone to share
All our tomorrows bright and new
Starting here and now, me and you
The bridge we build
Will take us there

★ We are the BRIDGE
Of love from friend to friend
A rainbow bright
When all the rain is through
And if we listen to our hearts
Keep our eyes upon a star
Then someday soon
All our dreams will come true

Sometimes
The road may seem so long
We walk
But there's so far to go
But each step
Will take us that much closer
So don't give up
We'll be there before you know

This world is home for us all
And we could be one happy family
So let's stand hand in hand
And join our hearts together
And we can make it better
Wait and see

★ *Repeat*

And when we're lonely
And we feel a little lost
If we just care for one another
You know there are no fences
And no borders we can't cross
When we are joined together

☆ *Repeat*
★ *Repeat*

And if we listen to our hearts
Keep our eyes upon a star
Then someday soon
All our dreams will come true

*Words and Music by Manabu Sakamoto
Vocals by Marlene
Produced and arranged by Yuji Toriyama*

Listen in [APCC Youtube](#)

APCC

Asian-Pacific Children's Convention in FUKUOKA

1-4-13-6F, Maizuru, Chuo-ku, Fukuoka, 810-0073, Japan

TEL: (81)-92-710-6102 / FAX: (81)-92-710-6103