

# BRIDGE KIDS PROGRAMS 2025

## BRIDGE Summer Camp Chaperon Manual



# APCC

Asian-Pacific Children's Convention in FUKUOKA

# Dear Chaperons,

Welcome to the BRIDGE Summer Camp. We are happy to have you join us and hope you have a wonderful journey to Japan, filled with many happy memories to take home.

To ensure all our programs run smoothly, your cooperation is essential. This booklet provides important information about your role as a Chaperon and an overview of the various events you will participate in here in Fukuoka. We hope it's a helpful resource as you prepare for your visit in July.

If you have any questions about this booklet or anything else, please don't hesitate to contact us at < email: [office@apcc.gr.jp](mailto:office@apcc.gr.jp) >.

Yours Sincerely,  
Karuna Shrestha  
Senior Program Coordinator  
APCC Office

## Contents of This Booklet

● Your Roles as Chaperon	1
● BRIDGE Summer Camp Schedule and List of Participating Country/Region	2
● Before Departure	3
● Entering Japan	7
● Arrival at Fukuoka Airport	10
● Orientation at Marine House	11
● Registration Fee payment schedule	15
● FUKUOKA KIDS Exchange program	16
● After Leaving Marine House	17
● One-Day School Visit Program	18
● Homestay and Going School with Host Friend	21
● We are the BRIDGE Festival 2025	23
● Departure	25
● Flight Information	26
● APCC Theme Song	27

# 1. Your Roles as Chaperon

1. To learn and understand about APCC and BCIO through our website  
< <https://apcc.gr.jp/en/> >
2. To help and work together with us to deepen mutual understanding and friendship among the children.
3. To be responsible of the JAs as guardians and act as a role model for them.
  - To accompany the Junior Ambassadors (JAs) throughout their trip to Japan and ensure they arrive back home safely.
  - To pay attention to JAs' health and condition, taking care of them when they get sick or homesick.
  - To take charge of JAs' passports and valuables during the program.
  - To ensure that JAs actively take part in all of the programs designated by APCC, and to join your delegation for those activities.
  - If your delegation has a Peace Ambassador(PA) or BCIO member, cooperate with them to take care of JAs.
4. To act as an interpreter whenever it is necessary.
5. To support and cooperate in the BC activities after returning to your home country.

## Condition of being Chaperon

1. Must be fully aware of our Vision: We, as members of APCC, will become global citizens with an “OMOIYARI (Respect and Understanding)” spirit, creating a more peaceful world where the smiles of children abound.
2. Must be over 25 years of age but not older than 65 years old, mature independent and working adult.
3. Must not be a family relation to the JA.
4. Must be able to communicate fluently in ENGLISH and interpret for APCC, the Host Families and the JAs. It is crucial that the Chaperon has sufficient communication skills to ensure that the all the programs runs smoothly and without any significant misunderstandings.
5. Must be of sound mind and body
  - Must handle daily issues independently, such as taking medicine if he/she has a chronic illness.
  - Must not be pregnant.
6. Must not accompany their family to Fukuoka.
7. Should not to take part in activities outside those designated by the APCC office during the BRIDGE Summer Camp period. (ex. commercial transactions, religious missions, private activities, etc.)
8. Must adhere to their Host Family's rules and schedule during their stay.
  - Must be willing to stay with a Japanese Host Family. Should be interested in the Japanese way of life and culture, and be willing to actively experience it.
  - All host families are volunteers. Try to keep this in mind to better appreciate the efforts of them.
9. Must adhere to the rules of APCC and submit all necessary documents to the APCC office by the appropriate deadlines.
10. Chaperons are allowed to bring and use communication devices such as mobile phones, iPods, or iPads. However, please keep their use to a minimum during the program.
  - There may be limitations to places and times they can be used.
  - To ensure that JAs remain engaged in the exchanges during the BRIDGE Summer Camp, they are prohibited from bringing any communication devices that provide easy correspondence with family and friends at home. We ask that chaperons keep in mind their positions as guardians and role models for their JAs, and that they limit their use of such devices to the bare minimum.
11. Must join the Online Chaperons meetings.
12. Should be able to support and cooperate with BRIDGE CLUB activities after BRIDGE Summer Camp.

## 2. Schedule and List of Participating Countries/Regions

### ● BRIDGE Summer Camp Schedule

(As of June 10, 2025)

July, 2025	Day	JA & Chaperon	PA, BCIO
11	Fri	Arrival → Orientation	Arrival →
12	Sat		Orientation
13	Sun	FUKUOKA KIDS Exchange Program	FUKUOKA KIDS Exchange Program
14	Mon	Orientation	Visit to a local private school
15	Tue	<b>One day School Visit / CSR activity*</b> (PM) Meet Host Families	Help Orientation Division PA Program
16	We	Homestay / Attend school	CSR / PA Program
17	Thur	Homestay / Attend school	PA Program
18	Fri	Homestay "We are the BRIDGE Festival 2025"	"We are the BRIDGE Festival 2025"
19	Sat	Homestay	Exchange program with High school students Meet Host Families (PM)
20	Sun	Homestay/ Departure	Homestay
21	Mon	Homestay/ Departure	Homestay/ Departure
22	Tue	Departure	Departure

### ● List of Participating Country/ Region

No	Country/Region Name	JA	Chaperon	PA-BCIO	No	Country/Region Name	JA	Chaperon	PA-BCIO
1	People's Republic of China	4	1	-	23	Republic of Fiji	4	1	1
2	Republic of Korea	4	1	1	24	Republic of Kiribati	4	1	
3	Hong Kong	*6	1	1	26	The Independent State of Papua New Guinea	4	1	1
4	Taiwan	4	1	-	28	Republic of Palau	4	1	-
5	Republic of Singapore	*6	1	-	29	Republic of Vanuatu	4	1	-
6	Republic of the Philippines	4	1	1	34	Federated States of Micronesia	4	1	-
7	Kingdom of Thailand	*6	1	1	35	Republic of the Union of Myanmar	*6	1	-
8	Malaysia	*6	1	-	38	Tahiti	4	1	-
9	Republic of Indonesia	*6	1	1	39	Kingdom of Tonga	4	1	-
10	Socialist Republic of Vietnam	*6	1	-	40	Republic of Maldives	4	1	1
11	People's Republic of Bangladesh	4	1	1 + 1	41	Tuvalu	4	1	-
12	Kingdom of Bhutan	4	1	1 + 1	46	Kingdom of Cambodia	4	1	1
14	Islamic Republic of Pakistan	4	1	-	50	Guangzhou (China)	4	1	-
15	Republic of India	4	1	1	51	Ipoh (Malaysia)	4	1	1
16	Lao People's Democratic Republic	4	1	-	52	Oakland (USA)	4	1	1
17	Nepal	4	1	1	54	Atlanta (USA)	4	1	-
18	Mongolia	4	1	1	56	Jiangsu (China)	4	1	-
19	Democratic Socialist Republic of Sri Lanka	4	1	1	57	Dalian (China)	*6	1	-
20	Commonwealth of Australia	4	1	1	59	Republic of Peru	*6	1	-
21	New Zealand	4	1	-	60	Ho Chi Minh (Vietnam)	*6	1	-
22	Hawaii (USA)	4	1	1	61	Kyrgyz Republic	*6	1	-
Total							190	42	22

### 3. Before Departure

**※ Please refer to the list below and share the information with your delegation members.**

☐ **Flight Tickets**

E-tickets will be emailed to your Liaison Officer (LO) in your country in the beginning of July so please get your tickets from your LO. Please keep all the tickets including the ones for JAs in your possession at all times. \* For in-flight meals, if your delegation has any food allergies/restrictions and would like to request a special meal, please contact the airline directly. Please note that in most cases the request for a special meal must be made at least 48 hours prior to the departure date.

☐ **Final Confirmation**

APCC office will send you the final confirmation in the beginning of July. It includes important information so please read them thoroughly.

☐ **Passport**

Please always keep the passports of all members of your delegation with you when you travel to or from Fukuoka. Upon your check-in at Marine House, APCC volunteer staff will collect all the passports and then return to you before leaving the Marine house. Please keep all the passports with you as you are responsible to take charge of JAs' passports during the entire program.

☐ **Keeping Valuables**

Please make sure you bring a suitcase with lock or a padlock to securely keep the passports and your valuables during the program. At Marine House, you will share a room with other participants and there are no safe or lockers to keep your personal items. It is your responsibility to keep your belongings and valuables secure at all times.

☐ **Baggage weight**

Please remind everyone that their total baggage weight must be 20 kg or less. If it exceeds 20 kg, they will be charged extra. Moreover, please make sure the JAs pack their baggage such that it is not too heavy for them to carry by themselves.

NOTE: Though most airlines allow only 20 kg, the maximum baggage weight is set separately by each airline. Please visit the airlines' website for the actual limit and further details.

☐ **Health**

**1. Nits / Head lice**

Nits, or head lice, are contagious, so to prevent others from catching them at camp or in Host Family's house during BRIDGE Summer Camp, please make sure to exterminate them before your departure.

**This year we have a really tight budget, so we have not been able to allocate any budget to the head lice problem. Therefore, if we find nits or head lice in your delegation then we will ask you to pay for the cost of medicated shampoo and room cleaning of Marine house.**

\*Please understand that although nits/head lice may be tolerated in your culture as a common nuisance, in Japan those who have them cannot go to school and are instructed to exterminate them completely. An infected person will not be allowed to enter swimming pools, public baths, etc., and some of the host families will try to separate him/her from other family members to prevent them from being infected as well (especially sleeping rooms and bathing facilities).

Participants will undergo a checkup on arrival at Marine House. If we find that any of your delegates are infested with nits/head lice, we have to ask him/her to use a medical shampoo in a private bath/shower room during the Marine House Camp. In order to exterminate nits/head lice, typically he/she will need to use the shampoo 3 or 4 times, with a 2-3day interval between each use. Thus, please try to diagnose and exterminate nits/head lice before your departure.

## **2. Stomachache and Dehydration**

During your journey, we would like you to be careful that your delegates stay hydrated to avoid getting a heat stroke. Also, in the past, some participants had a stomachache right after their arrival. This seems to have been caused by constipation due to insufficient water intake during their journey.

## **3. Health Check Form**

We would like to know in advance if any member of your delegation feels ill or shows signs of illness before departure, so that we can provide careful attention to him/her upon your delegation's arrival. In case you find any of the delegates severely ill, we would like to ask you to make a judgment whether or not he/she can travel to Fukuoka and participate in BRIDGE Summer Camp.

Please monitor each participant's health **for two days within the week before departure from your country/region.** especially checking whether they show any of the following symptoms.

**high temperature / cough / sore throat / runny nose or stuffy nose / body aches / chills / headache / fatigue / diarrhea / vomiting**

Please make sure to submit the results of these health checks using the provided **Health Check Form two days before your departure.**

(For example: Let's say your delegation departs on July 10. You'll need to send us the Health Check Form on July 8. To do this, you'll need to monitor each participant's health for two days sometime between July 4 and July 7.)

**\*Note:** Please understand that each participant will be covered by an insurance policy provided by APCC. But routine dental treatment and pre-existing conditions such as asthma are NOT covered by this insurance policy. Any expenses incurred or medication for pre-existing conditions will be covered by the individual, not by APCC.

☐ **Allowance and Money Exchange**

JAs are not allowed to bring more than US\$ 200 of pocket money. The reason why we made this rule is because there has been a problem that some JAs have brought a large amount of money for their age, and they asked their host families to take them shopping repeatedly during the homestay period, which is not the purpose of the APCC homestay program. Before you leave your country, please make sure that your delegates do not have more money than allowed. If they bring a large amount of money, the host family will ask the Chaperon to keep it until departure. Also, please prepare Japanese Yen before arriving in Fukuoka. There are some foreign currencies that banks in Japan cannot exchange, and even if banks carry your country's currency, they are closed on weekends. You will go directly to Marine House upon your arrival in Fukuoka, so there will not be enough time to exchange money at Fukuoka Airport. If you can't exchange your local currency into Japanese yen in your country, please at least change it into US dollars before you arrive in Japan.

☐ **Means of Communication during your stay in Fukuoka**

Please note that Marine House does not provide Wi-Fi. If you need internet access for your smartphones, laptops, or other devices, you'll need to arrange it yourself.

If you plan to rent a Wi-Fi router or buy an e-SIM card in Japan, please make these arrangements before you arrive. You won't have time to rent or pick up devices at Fukuoka Airport upon arrival. During the homestay period, all Chaperons are required to be reachable at all times. Your host family will assist you in ensuring the communication with APCC; however, we would like to ask you to have your own means of communication as well. (e.g. mobile phones enabled in Japan, LINE, Facebook Messenger, etc.)

☐ **Medicine**

Please bring the medicine you usually use in your country in case of sudden illness. (e.g. for headache, stomachache, fever, motion sickness, pain killer etc). And please ask the same to your JAs too.

☐ **Phone Call**

- Parents MUST NOT call their children during BRIDGE Summer Camp.

Arrival information will be announced by APCC office to each Liaison Office. If a Host Family is troubled by constant calls from a JA's parents, we will ask the Liaison Office to warn them to stop calling their children.

- JAs must not bring a mobile phone or any communication devices including iPod, iPad and electronic games. If they bring a mobile phone and use it during homestay, the host family will ask the Chaperon to hold on to it until departure.

APCC wishes to encourage participants to be independent and to concentrate on cultural exchange and making friends with the people they meet during their stay in Japan, so we ask the child participants to refrain from using the internet for the same reasons as mentioned above.

☐ **Registration Fee**

We will collect the fee in cash in US dollars after your arrival in the Marine house. We have already sent the Invoice of Participation to your Liaison Officer. Please check the invoice and bring the total registration fee with you. Please remember that we do NOT accept credit cards or checks. To ensure a smooth registration process, we have allocated time for each delegation to collect their registration fee. Please refer to the Registration Fee Payment Schedule to know your time to pay registration fee and come to the Head Office at Marine House at that time.

☐ **Lost / Damage Baggage**

As soon as you notice any of your delegation member's baggage is missing/damaged, contact the Baggage Claim Desk, which is located within the airport (usually near the baggage carousels) and inform the staff about the situation. If there is no desk around, get in touch with the airline whose aircraft you were on.

**APCC Contact Number**

**+81-92-710-6102**

In case of emergency, please feel free to call us at this number. It will be available every day during BRIDGE Summer Camp



## 4. Entering Japan

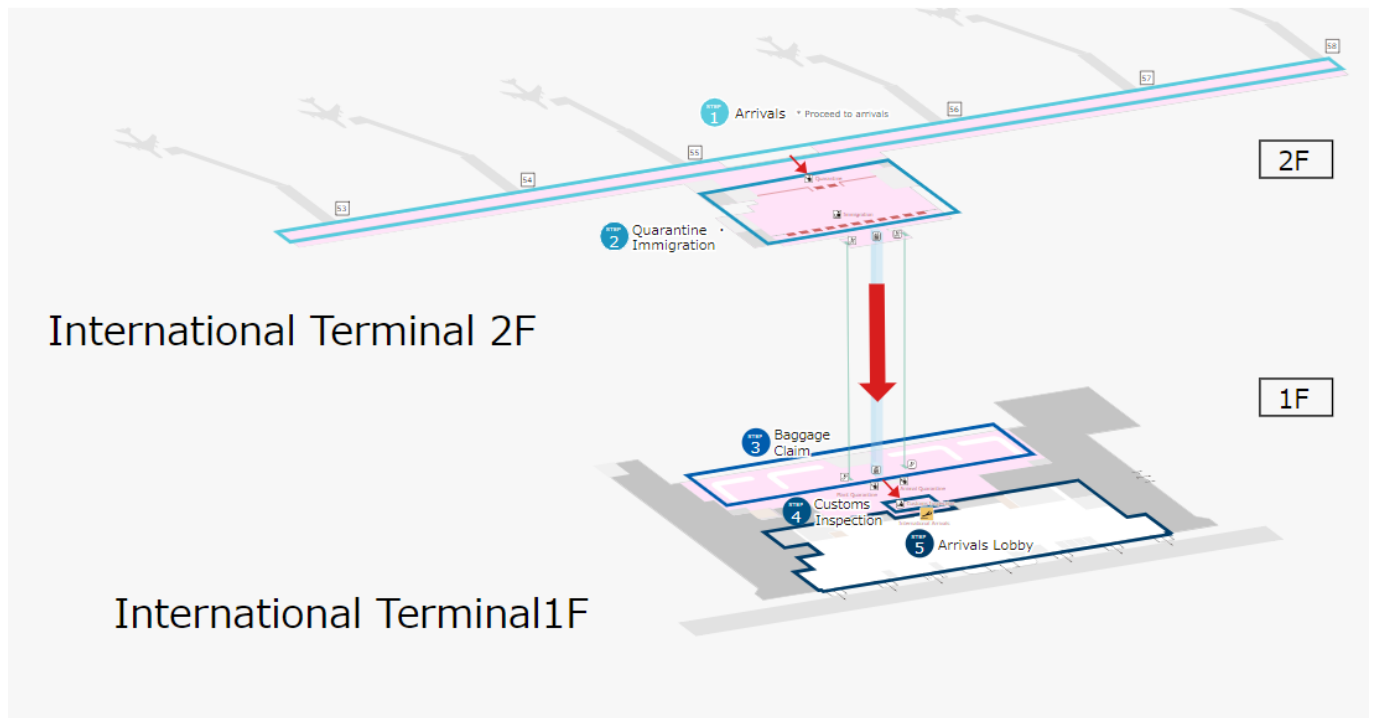
Please go through the following information and get ready for entry into Japan.

You can also check its procedures in the below website:

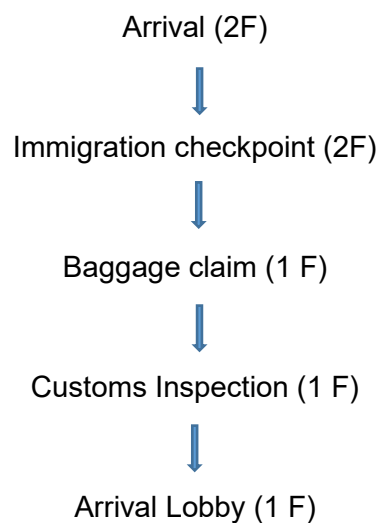
[https://www.fukuoka-airport.jp/en/flight/flow\\_int/index.html?depArv=arv#t02-1](https://www.fukuoka-airport.jp/en/flight/flow_int/index.html?depArv=arv#t02-1)

<http://www.moj.go.jp/content/000001942.pdf>

### ● International Arrival at Fukuoka Airport




After arrival, please proceed to the Quarantine station first then to the Immigration clearance. Please follow the instruction at Immigration.



## ● Instructions at Immigration

Applicants will be required to follow the following procedures. Entry procedures require foreign nationals who apply for entry into Japan (except person under the age of 16) to be fingerprinted and photographed (facial photographs) by means of special devices, and then be interviewed by immigration inspectors.

- ① A person wishing to enter Japan must submit his/her passport to the immigration control officer.
- ② Once the immigration control officer has explained the procedures that are to be followed, the person wishing to enter Japan will be asked to place the index fingers of both hands on a digital fingerprint reader. The fingerprint information will be read and stored electromagnetically.
- ③ A facial photograph will then be taken, using the camera located at the top of the digital fingerprint reader.
- ④ The immigration control officer will then conduct a short interview.
- ⑤ On completion of the above procedures, the person wishing to enter Japan will receive his/her passport from the immigration control officer.



## ● How to Fill Out Disembarkation Card

Please refer to the description below and fill out your card as well as the JAs' and have them sign it. Please write APCC address in the Intended address in Japan.

Asian Pacific Children's Convention in Fukuoka  
1-4-13-6F, Maizuru, Chuo-ku, Fukuoka, 810-0073 Japan  
TEL: (81)-92-710-6102

外国人入国記録 DISEMBARKATION CARD FOR FOREIGNER 外国人入境记录卡				[ARRIVAL]	
英語又は日本語で記載して下さい。Enter information in either English or Japanese. 请用英语或日语填写					
氏名 Name 姓名	Family Name 姓的拼音 <b>Your Family Name</b>		Given Names 名的拼音 <b>Your Name</b>		
生年月日 Date of Birth 出生年月日	Day 日 Month 月 Year 年 <b>your date of birth</b>	現住所 Home Address 家庭住址	国名 Country name 国名 <b>Your country</b>	都市名 City name 城市名 <b>Your city as in passport</b>	
渡航目的 Purpose of visit 入境目的	<input checked="" type="checkbox"/> 観光 Tourism 旅行 <input type="checkbox"/> 商用 Business 商务 <input type="checkbox"/> 親族訪問 Visiting relatives 探亲 <input type="checkbox"/> その他 Others 其他 ( )		航空機便名・船名 Last flight No./Vessel 抵达的航班号・船名	<b>Your flight number</b>	
			日本滞在予定期間 Intended length of stay in Japan 预定停留期间	<b>12 days</b>	
日本の連絡先 Intended address in Japan 日本的联系地址	Asian Pacific Children's Convention in Fukuoka <b>1-4-13-6F, Maizuru, Chuo-ki, Fukuoka, 810-0073, Japan</b>		TEL 电话号码	<b>(81)-92-710-6102</b>	
裏面の質問事項について、該当するものに☑を記入して下さい。Check the boxes for the applicable answers to the questions on the back side. 对反面的提问事项，若有符合的请打勾。					
1. 日本での退去強制歴・上陸拒否歴の有無 Any history of receiving a deportation order or refusal of entry into Japan 在日本有无被强制遣返和拒绝入境的经历			<input type="checkbox"/> はい Yes 是 <input checked="" type="checkbox"/> いいえ No 否		
2. 有罪判決の有無（日本での判決に限らない） Any history of being convicted of a crime (not only in Japan) 有无被判决有罪的记录（不仅限于在日本的判决）			<input type="checkbox"/> はい Yes 是 <input checked="" type="checkbox"/> いいえ No 否		
3. 規制薬物・銃砲・刀剣類・火薬類の所持 Possession of controlled substances, guns, bladed weapons, or gunpowder 持有违禁药物、枪炮、刀剑类、火药类			<input type="checkbox"/> はい Yes 是 <input checked="" type="checkbox"/> いいえ No 否		
以上の記載内容は事実と相違ありません。I hereby declare that the statement given above is true and accurate. 以上所填内容属实无误。					
署名 Signature 签名	<b>Your signature</b>				

区分  
61

ありますか？  
such items?

您现在是否携带着麻药、大麻、鸦片、兴奋剂等毒品、或枪枝、刀剑类或火药等物品？

官用紙  
Official Use Only



\*KA6KHYL240237461\*



## ● Customs procedures

It is necessary for whoever applies for entry into Japan, no matter how much you bring, to write all the items you bring to Japan on the Custom Declaration Sheet. Please fill out the Custom Declaration Sheet according to the following manual. Please let all the JAs of your delegation know about this procedure and help them fill out the declaration sheet. You can write APCC address in Address in Japan.

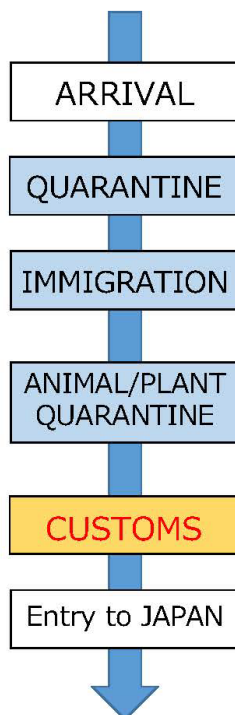
1-4-13-6F, Maizuru, Chuo-ku, Fukuoka, 810-0073 Japan

TEL: (81)-92-710-6102

### Information on Customs procedures in Japan

- Please fill out ALL THE ITEMS on the declaration form. It is necessary for prompt and appropriate Customs clearance.
- Please fill in side-A of the Declaration and submit it to Customs. If your answer to any of the questions is "Yes", please provide a description of your belongings in the "Description of Personal Effects" area on side-B.

#### The entry procedures



Please fill in all of the columns in side-A.



Japan Customs  
Customs Form G No.3300-B

**CUSTOMS DECLARATION**  
For Personal Effects and Unaccompanied Articles  
(written declaration per family is required)

Place of arrival in Japan: Year 2018, Month 6, Day 16  
Name: Last name (or Surname) Taro, First & middle name Zeikan  
Address in Japan (Accommodation):  
Nationality: Japan, Occupation: civil servant  
Date of Birth: 1992, 4, 11  
Passport No: AB01234567  
Number of family members traveling with you: 0 to 20 years old, 0 to 10 years old, 10 years or older

\* Please answer with a "Y" mark to the following questions

1. Are you bringing the following into Japan?

Yes	No
<input type="checkbox"/>	<input checked="" type="checkbox"/>
<input type="checkbox"/>	<input checked="" type="checkbox"/>
<input type="checkbox"/>	<input checked="" type="checkbox"/>
<input type="checkbox"/>	<input checked="" type="checkbox"/>
<input type="checkbox"/>	<input checked="" type="checkbox"/>

2. Cash, Checks (including ITC), Promissory Notes, Securities which exceed the amount of 1,000,000 yen or its equivalent, or precious metals, etc. exceeding 1kg. ☐ Yes ☒ No

3. Do you have Unaccompanied Articles? ☐ Yes ☒ No

I declare that the above particulars are true and correct.

Signature: Taro Zeikan

#### Duty-Free Allowance for Non-residents (per an Adult)

Kinds	Amount or Value
Alcoholic Beverages	3 bottles (760ml per bottle)
Tobacco (non-resident)	400 cigarettes, or 100 cigars, or 20 individual packages, etc of heat-not-burn-tobacco 500 grams of other kind of tobacco * Duty-free allowance of heat-not-burn cigarettes are equivalent to 400 cigarettes. * Duty allowance of Tobacco will be amended in October 2021. For your information, please visit our website.
Perfume	2 ounces
Others	¥200,000 (total overseas market value)

[Attention] Commercial goods and commercial samples are dutiable and are not subject to duty exemption indicated above.

### Items prohibited from importation(examples)

- Narcotic drugs, stimulants, marihuana, MDMA, etc.
- Firearms such as pistols, revolvers, etc.
- Explosives (dynamite etc.), materials for chemical weapons.
- Counterfeit, altered or imitated bank notes, coins or securities, and forged credit cards.
- Obscene or immoral materials, and child pornography.
- Articles which infringe upon intellectual property rights.

### Items restricted from importation(examples)

- Hunting guns, swords, etc.
- Internationally protected endangered animals, plants or their products. (crocodile, cobras, turtles, ivory, musk, cactus, etc.)
- Live animal and plants, meat products, vegetables, fruits, rice, etc.
- Pharmaceutical products, cosmetic (subject to quantity restrictions)

## 5. Arrival at Fukuoka Airport

### ● Health Check

Upon your arrival at Fukuoka Airport, APCC volunteer staff will greet you. To help protect everyone from infections like the flu and COVID-19, they will conduct a brief health check and take each delegate's temperature. We appreciate your understanding and cooperation with this important step.

A volunteer nurse will also be on-site at the airport. If you have any health concerns about your delegates, please don't hesitate to consult with them. After this quick checkup, a volunteer will guide you to your bus.

Please be aware that you do not have time for exchanging money, shopping, or renting Wi-Fi devices, SIM cards, etc at the airport.

### ● APCC Name Tag

APCC volunteer who accompanies with you to Marine house will check each JA's name and give him/her APCC name tag. Please cooperate with the volunteer.

### ● To Marine House

APCC has arranged a bus for one-hour long journey to Marine House, where you can rest after your long flight and meet fellow participants from other countries as well as the local volunteer staff. You will also have a chance to discover more about APCC vision and your stay in Japan before you move onto the homestay program. One or more volunteers will accompany you on the bus to Marine House so please do not hesitate to ask them for assistance if you need any.



\* You **don't have to change your attire** at Fukuoka Airport, as there won't be any official group photos taken. Once your delegation has collected your baggage, please head directly to the arrival lobby. APCC volunteers will be waiting to welcome your delegation.

## 6. Orientation at Marine House (July 11<sup>th</sup> – 15<sup>th</sup>)

The first place you visit in Fukuoka will be “Marine House”. During your stay at Marine House, you have time to rest after your long flight and to adjust to the hot, humid climate in Japan. You will also have time to discover and learn more about APCC and its vision. You will receive guidance and participate in workshops to gain knowledge of Fukuoka, APCC programs and homestay, so that you can fulfill your role as a Chaperon and assist your Junior Ambassadors (JAs) to have a fruitful experience through this opportunity. Everyone will be accommodated in dormitory style rooms with participants from other countries with an APCC Volunteer Room Leader in each room. Marine House Orientation is an excellent opportunity for all APCC participants to get to know each other.

### ■What Chaperons are expected to do at the Marine House Orientation

In the Marine house, you will

1. Learn the APCC vision.
2. Support the JAs.
3. Get accustomed to the climate in Fukuoka.
4. Learn Japanese customs and culture before you start your homestay.
5. Interact with Junior Ambassadors (JA), Chaperons from various countries/regions.
6. Attend the meetings and workshops that are arranged for you to take part in.
7. Cooperate with the APCC room leader.

### ■Keep the following in mind

One of your most important responsibilities as a Chaperon is to support the JAs staying healthy, participating in the programs, and interacting with other JAs.

1. You need to look after all the JAs who are assigned to your room regardless of which country/region they are from.
2. APCC Volunteers are always there for you to work with you and to support the JAs.
3. Please ensure you communicate with your Junior Ambassadors daily to check for any difficulties or problems they might be facing. In the past, we've had cases of verbal abuse, and we want to resolve any such issues immediately during their stay at Marine House. If any problems arise, please inform the APCC coordinators at the Marine House head office right away.

### ■About Life at the Marine House

Remember, the Marine House is not a hotel, but a social educational facility for youth. You will be asked to take care of your own affairs by yourself. Please follow the rules here to make everyone's stay pleasant.

#### (1) Room

- JAs from each delegation will be assigned to different rooms. Each room will contain 5-6 JAs, each from a different country or region. JAs of the same gender from the same delegation may be placed in a nearby room.
- Boys and Girls will be in separate rooms.
- Japanese volunteer staff will be in each room as a room leader to take care of the children cooperating with the Chaperons. Feel free to ask them for anything including details of your time schedule during your stay at the Marine House.
- To be responsible for their stay at Marine House, each JA is assigned a role in their room upon arrival and is the leader in charge.
  - 1) Cleaning leader
  - 2) Meal leader
  - 3) Shower leader
  - 4) Time keeper
- Eating and drinking (except water) is prohibited in the rooms. Meals and beverages will be provided in





the restaurant.

- In the past, we saw some JAs sticking chewing gums under their mattresses, draw something on the wall/bed board with pen. Please make sure that none of your JAs or the children you take care of do such thing to damage, soil and litter the room and its fixtures. **If a JA damaged the facilities in MH, we will send a bill of repair charges to the LO or his/her parents.**

## (2) Meals

- All participants will have meals with their roommates in a self-service restaurant at the Marine House. We consider each one's religious restrictions. Please refer to accompanying material titled "Meals in Marine House".
- We can NOT provide any care or satisfy any needs for participants with health issue, including food allergies. Participants with food allergies or religious restrictions need to check the "Pictograms" below and to decide whether he/she can eat the dish or not.



crab / shrimp / egg / milk / peanuts / wheat / buckwheat / abalone / squid / fish eggs  
orange / cashew nuts / kiwi / beef / walnut / sesame / salmon / mackerel / soybeans / chicken  
banana / pork / matsutake mushroom / peach / yam / apple / gelatin / alcohol / shell fish / fish

- There will be a snack time after dinner. All participants are allowed to bring their own food and eat it at the designated time and place. We recommend all the participants to bring their own snacks or sweets as dietary supplement.  
However, cup noodles, chewing gums, candies, juice and soda are prohibited at the Marine House.
- Tap water is safe to drink in Japan. Please refill your water bottle with the tap water when needed.

## (3) Bath (divided by sex)

- All participants will take baths with friends in a big bathtub. You cannot wear a swimming suit in the tub. Some of you may feel uncomfortable, but please try to adjust to the Japanese way of taking a bath.
- Shampoo and soap are in the bathrooms, but we recommend all the participants to bring their own ones.
- If a religious reason or physical condition prevents a person from taking a bath in a common bathtub, a participant may take a shower.
- If participants have been on period, please tell room leader. Object person will take a bath in different bathroom.
- Chaperons are free to use the individual shower booth during the designated time.
- All participants, please bring your own towel.

## (4) Shopping

- There is NO shops in the Marine House. Participants may NOT go out during the orientation, because Marine House is located in an isolated place. Prepare what you need before your arrival in Japan. We will have meals and drinks available during the orientation.

## (5) Internet and Use of Communication Devices

- Chaperones are allowed to bring and use communication devices such as mobile phones, tablets and laptops. However, the Marine House does NOT have open Wi-Fi environment. If you need internet connections, please bring a mobile Wi-Fi router or e-sim by yourself. (We recommend you to bring it with you. There is no time for buying SIM card at the airport when you arrive.)
- To ensure that JAs remain engaged in the exchanges during the Invitation Project, they are prohibited from bringing any communication devices that provide easy correspondence with family and friends at home. If any of your JAs bring such devices with them to Fukuoka, we will ask you to keep them till you return home in your country. We also would like to ask that you keep in mind your positions as guardians and role models for the JAs and refrain from using them in front of the children unless it is in case of emergency.

## (6) Bugs

- There are some bugs at the accommodation, including mosquitoes. You also need to be careful for centipedes in the grounds. Please check inside of your shoes before you put on as centipedes might be hiding there.
- These bugs are one of the reasons why we do not allow any foods or drinks in the room.

## (7) Health

- You will be asked to take your temperature when you wake up and before you go to bed. This is to check your health condition prior to your homestay and to protect against infections such as Flu.
- Volunteers with medical qualifications are stationed in the headquarters. Please feel free to contact them when you and JAs do not feel well.

## (8) Head Office

- Management members (APCC volunteer) and interpreter volunteers are stationed in the Head Office. Please do not hesitate to ask anything.
- APCC Coordinators are stationed in the Head Office. Payment of registration fee is available here.
- The Head Office also serves as a break room for volunteers. Volunteers may eat and drink here if they are not able to eat meal at the restaurant.

## (9) Basic Time Schedule

\*the time schedule is subject to change.

6:45 AM	Wake up /Clean your room	Good Morning! ~Ohayou gozaimasu~ *Take your temperature! Only on 15 <sup>th</sup> , wake up at 6:00 AM
7:20 AM ~	Breakfast	Only on 15 <sup>th</sup> it will be 7:00AM~
9:00 AM ~	Morning Assembly	Exercise, etc. July 12 <sup>th</sup> , 13 <sup>th</sup> , 14 <sup>th</sup>
12:00 noon	Lunch	
1:30 PM ~	Free Time	July 11 <sup>th</sup> , 12 <sup>th</sup> , 13 <sup>th</sup> and 14 <sup>th</sup> Break Time: will be held in Play Hall
4:30 PM ~	Bath	
5:00 PM ~	Dinner	
7:30 PM ~	Snack time	Only in 14 <sup>th</sup> , it will be 8:15 PM~
8:30 PM~	Pajama time	Brush your teeth, prepare for bed *Take your temperature!
	Chaperon Briefing	Only on 14 <sup>th</sup> it will start at 20:15
9:30 PM	Go to bed (JA)	
10:00 PM	Go to bed (Chaperon)	Good Night! ~Oyasuminasai~

- **Chaperon Briefing:** All Chaperons must join this Briefing meeting where we will inform every detail of next days activities.
- **Break/Snack time:** It will be held in the afternoon (around 3:00 p.m.) and after dinner, 7:30p.m. - 8:15p.m. @ Orientation hall.  
Dinner at Marine house is designated very early evening, so all participants are allowed to bring their own food and eat it at the designated time and place. Please make sure that your JAs bring their own snacks and sweets for themselves for 4 days. (Only on 14<sup>th</sup> will be 8:15p.m.~9:00p.m.) **We strictly prohibited JAs to exchange their sweets or snacks for food allergies and intolerances.**
- **Chaperons' Coffee Corner:** Chaperons are welcome to use the Coffee Corner that will be available in the Multipurpose Room D. Please feel free to use it and talk to each other.  
Note: You will be able to use this coffee corner on July 11-14 from 7:00 - 9:30 pm, except on July 14 from 6:15 - 8:15 pm due to the PA meeting.

	Friday, July 11th	Saturday, July 12th	Sunday, July 13th	Monday, July 14th	Tuesday, July 15th
	Arrival	Arrival	Arrival		Leaving Marine House
Morning		Breakfast			
		Morning Assembly			
		In-room Exchange	In-room Exchange	In-room Exchange	Leaving Marine House
		In-room Exchange	Yukata Wearing Workshop	Homestay Guidance	
Afternoon	Lunch				
	In-room Exchange	In-room Exchange	FUKUOKA KIDS Exchange Program	School Visit Guidance  Packing  Cleaning	Leaving Marine House
Night	Dinner / Bath				
	In-room Exchange	In-room Exchange	In-room Exchange	Farewell Party	
		Chaperon Briefing	Chaperon Briefing	Chaperon Briefing	

- For the Performance Event on July 18th, we will have an individual meeting with Chaperon on 12<sup>th</sup> and 13<sup>th</sup> to have a final confirmation regarding your delegation performance.

#### (10) Others

- Marine House is NOT a hotel. Please be careful not to damage the room facilities or equipment.
- Graffiti's are strictly prohibited.
- We are sorry that we can NOT provide any chances (time and place) for practicing the performance during the orientation this year.
- Laundry services are not available in Marine House. However, once you go to the homestay, you will be able to do your laundry. So please ask your host family if you want to wash your clothes.
- There will be some participants who has Head Lice and it is possible you to get lice from them. Use your own hat, comb, pillowcase and so on, please don't share with others.



## 7. Registration Fee Payment Schedule

Please pay your delegation's registration fee according to the schedule below at Marine House head office.

Date	Time	Country/ Region (JAs + CP)	
July 12	9:00- 9:30	Vietnam	Pakistan
		Ho Chi Minh	Korea
		Papua New Guinea	Dalian
		Malaysia	China
		Tahiti	Philippines
	9:30- 10:00	Indonesia	Atlanta
		Jiangsu Province	Mongolia
		Sri Lanka	Palau
		Hong Kong	Guangzhou
		Taiwan	Peru (paid via bank transfer so pls come to take receipt)
	10:00-10:30	Hawaii	Myanmar
		Thailand	Cambodia
		Bangladesh	Singapore
		Ipoh	Maldives
		Laos	Bhutan (paid via bank transfer so pls come to take receipt)
		Nepal	
July 13	9:00- 9:45	Australia	Fiji
		New Zealand	Kiribati
		Oakland	Vanuatu
		Micronesia	Tuvalu
		India	Kyrgyzstan
		Tonga	

## 8. FUKUOKA KIDS Exchange Program (July 13)

FUKUOKA Kids Exchange Program is a program where 80 FUKUOKA Kids - 4th to 6th grade elementary school students living in Fukuoka - and JAs build friendships through games and activities. On the day of the event, JAs will be divided into two groups, West group – JAs staying in West Wing in Marine House – and East group – JAs staying in East Wing – and participate in a half-day exchange. JAs will be grouped by room into teams, and 2–3 FUKUOKA Kids will join each team to enjoy a fun and meaningful time together.

Chaperones are welcome to observe the program freely. Your main role is to oversee the JAs, but you'll have the flexibility to see how everything runs. If our exchange program volunteers need an extra hand, they might ask for your support with certain activities. We really appreciate your cooperation if that happens.



## 9. After Leaving Marine House

After departing Marine House on July 15, 26 delegations will participate in the "One-Day School Visit Program" before meeting their host families. Please refer to Page 18 for the list of participating delegations. 7 delegations will be received by APCC's partner municipalities and will follow their own schedules. And 2 delegations will make a Courtesy Visit to the Fukuoka Prefecture Government before meeting their host families.

(As of June 1, 2025)

### **[Marine House ⇒ Hosting Partner Municipality / Meet Host Family and Start Homestay]**

No.	Country / Region	Municipality	No.	Country / Region	Municipality
39	Tonga	Iizuka City	52	Oakland	Chikushino City
60	Ho Chi Minh	Onojo City	19	Sri Lanka	Fukuchi Town
1	China	Kasuya Town	38	Tahiti	Yokote Elementary School
18	Mongolia	Koga City			

However, Oakland, Ho Chi Minh and Tahiti will first join the activity organized by APCC sponsored companies and then will be received by the APCC's partner municipalities.

### **[Marine House ⇒ CSR Activity ⇒ Hosting Partner Municipality / Meet Host Family and Start Homestay]**

No.	Country / Region	Activity
22	Hawaii	Activity at ASSURAN
26	Papua New Guinea	
52	Oakland	
60	Ho Chi Minh	
11	Bangladesh	Activity at LIXIL
20	Australia	
41	Tuvalu	
17	Nepal	Activity at Pietro
38	Tahiti	

Attire for CSR Activity: APCC t-shirt

### **[Marine House ⇒ Courtesy Visit ⇒ Meet Host Family and Start Homestay]**

No.	Country / Region	Activity
10	Vietnam	Courtesy Visit to Fukuoka Prefecture Government
54	Atlanta	

Attire for Courtesy Visit: Formal dress OR Delegation uniform OR APCC t-shirt

Please prepare one gift from your delegation, as there will be time to exchange gift. More information about courtesy visits will be emailed to you at a later date.

## 10. One-day School Visit Program (July 15)

In partnership with Fukuoka city Board of Education, this program aims to give more children the opportunity for international exchange at elementary schools in Fukuoka. By sending JAs to elementary schools, Japanese students get a one-day international experience and also gives JAs a chance to engage with many students as well as to experience Japanese school life.

This year, 26 elementary schools in Fukuoka city applied for this "APCC One-Day School Visit Program". These elementary schools will welcome JAs by showing a wide variety of Japanese culture, holding a special class to play with Japanese toys, and performing songs and dances. During lunchtime, JAs will sit around the table with students and eat together in a cheerful atmosphere. Despite their language barriers, children will get closer in a short time, exchanging smiles and communicating with gestures.

This year, delegations listed below will participate in this program and visit the stated elementary schools to interact with Japanese students before meeting their host families to start homestay.

### ■Delegations participating in "One-Day School Visit Program" (E. S. =Elementary School)

No	School Name	Delegation	No	School Name	Delegation	No	School Name	Delegation	No	School Name	Delegation
1	Haruyoshi E.S	Fiji	8	Maimatsubara E.S	Myanmar	15	Taguma E.S.	Philippines	22	Atago E.S	Peru
2	Fukuhamma E.S.	Bhutan	9	Osa E.S.	Maldives	16	Nishijin E.S	Thai	23	Tsutsumi E.S	Pakistan
3	Kego E.S	India	10	Roji E.S.	Kyrgyzstan	17	Arita E.S	Guangzhou	24	Tsutsumigaoka E.S.	Micronesia
4	Chihaya E.S.	Taiwan	11	Kashihara E.S	Jiangsu	18	Shikata E.S	Palau	25	Sanchiku E.S.	Cambodia
5	Chihaya nishi E.S.	New Zealand	12	Higashi Hanahata E.S	Vanuatu	19	Uchihama E.S.	Hong Kong	26	Haruzumi E.S.	Ipoh
6	Koryo E.S	Singapore	13	Takagi E.S	Kiribati	20	Gen-you E.S	Korea			
7	Hakozaki E.S	Indonesia	14	Kotabe E.S.	Malaysia	21	Jonoharu E.S	Dalian			

The countries were selected according to the location of their allocated homestay area.

#### ● Note

1. The detailed schedule for each school will be provided at One-Day School Visit Guidance on July 14 at Marine house.
2. At the school, there is a time for the delegates to show their performance. Please use the same performance and music that your delegation will use during the We Are the BRIDGE Festival.

#### Regarding the changing clothes for the performance

We've asked each school to provide a room for JAs to change into their costumes. However, please remember that the main goal of the One Day School Visit is for JAs to interact with students.

Therefore, please aim to complete your costume change and makeup within 20 minutes. If changing takes



longer, please prioritize the costume and skip makeup. Also, do not use body oils or similar products. To ensure a smooth process, please make sure your performance costumes are easily accessible. We strongly recommend that JAs find their costumes and place them at the top of their luggage during packing time at Marine House on July 14th.

### **Regarding the performance music data**

JAs should perform the same performance they prepared for the We are the BRIDGE Festival. We've already prepared the corresponding music for the One Day School Visit, so we cannot accommodate any music changes.

3. Please remind your Junior Ambassadors (JAs) not to give souvenirs to individual students. Generally, there's no need for your delegation to prepare any souvenirs at all. However, if you'd still like to offer a gesture of appreciation, you're welcome to present a single gift to the school principal.
4. Chaperons are free to take photos of your own JAs during the One Day School Visit program. However, to protect the privacy of the Japanese students, please do not share these photos on social media platforms such as Facebook, Instagram, or TikTok.

### **● Before you go...**

1. Please make sure you are aware of your engagement and ready to join the program before your departure.
2. Check JAs' physical condition. Please let APCC staff know if JAs' body temperature is over 37.5°C.
3. Bring your costumes for your performance stage and indoor shoes (if you have them).
4. Please make sure that your JAs have the 40 name cards with them when they leave Marine house.

### **When you arrive at school...**

1. Put on the APCC name tag.
2. Water bottles are available. Please write name on it.
3. Make sure the time schedule of welcome ceremony, performance stage, and classroom activity.
4. Encourage JA's to communicate with Japanese students.
5. JA's health will be carefully monitored and taken care of during the entire program. If JA feels ill, he/she should immediately consult with APCC volunteers or school nurse.
6. School Lunch ※If JAs cannot eat it for allergy or religious reason, we'll prepare special lunch for them. Even if the JA's don't feel like eating, please encourage them to try everything.
7. Meet with Host Families after school.

**※APCC volunteers are in each school to take care of you, let them know if there is any concern.**



Arrive at school



School assembly



Calligraphy Class



Lunch time with Japanese students



Name Card Exchange



Meeting with host families

## 11. Homestay and Going School with Host Friend

One of the most important parts of BRIDGE Summer Camp is the time that JAs spend in Homestay. Before your delegation arrives in Fukuoka, each of you will be assigned a Host Family with whom you will stay about a week. The Host Families are residents of Fukuoka who have volunteered to have you as a member of their family, and as such, it is important that both the Chaperon and the JAs do their best to get to know the Host Family, and at least try all of the food that they have spent time preparing for you.

Once children are away from security of staying together at Marine House, homesickness can set in fairly quickly. You may be called on by a Host Family to comfort a JA over phone or even visit him/her in order to calm the JA down. It is also important for you to make sure the JAs understand that they are representing their home country and that their behavior reflects on it. We hope that none of the Host Families are left with a bad impression of a country due to poor behavior of a JA.

The time you spend in Homestay should be pleasant, and we hope that all members of your delegation have a great time, so relax, enjoy yourselves, and try all new things around you.

### ● Meeting Host Family

On July 15th, you will meet your host family who will welcome you at their home during your stay in Fukuoka. The details of when and how you meet them will be informed after your arrival.

### ● Attending School with Host Friends

From July 16th to July 18<sup>th</sup>, most of the JAs will go to a local elementary school with their host friends. Some of the delegation members may go to the same school, while some of them may not.

During that period, you, the chaperon can visit the school where your JAs are going, or you can visit the school close from your host family's home, to observe what the Japanese education system is like. We've asked your host family to help you visit your JAs' schools. If it's not possible to visit all of them, please try to visit at least one school during your homestay, so please talk with them about the schedule and plan what best suits you and your host family.

### ● Example Schedule at Homestay

7:00	Breakfast	At School	
8:00	School	8:20	Attendance and health check
		8:30	First Period
		9:20	Second Period
		10:05	Morning Recess
16:00	Home	10:25	Third Period
	Play with friends	11:15	Fourth Period
19:00	Dinner	12:00	Lunch
	Take a bath	12:45	Afternoon Recess
	Home work	13:15	Cleaning time
	Watch TV	13:30	Fifth Period
	Spend time with family	14:20	Sixth Period
22:00	Bed time	15:10	Home Room
		15:30	Leaving school



## ● Internet Usage

Recently, we see many JAs bringing their mobile phones, tablets, and those kinds of communication devices, playing games, and being in touch with their families back home. Such attitude will distract JA to have a fruitful exchange with their host family. We do not allow JAs to bring mobile phones and any other communication devices, even if they bring it as a substitute for a camera. **Please make sure that JAs understand it and don't have any devices when they leave their country.** If you find your JA with such items in Japan, please confiscate it from the JA until he/she goes back home.

## ● Examples of Common Problems

We encounter number of problems during homestay every year. These include:

1. JAs who ask their host family to buy them things or give them money
2. JAs who brought pocket money exceeding the specified amount (USD 200) and request host families to go shopping many times.
3. JAs and Chaperons who refuse to participate in activities that the host families have spent time and effort organizing.
4. JAs and Chaperons who do not even try to eat the food that has been prepared for them
5. JAs who brought smartphones and called or sent messages to other JAs or his/her family.
6. JAs who try to phone their parents and parents who try to phone their children, despite the “no contact with home” rule.
7. JAs who refuse to attend school with Host Friends.
8. Chaperons who brought one's child and had him/her stay with the host family together.
9. Chaperons who made personal travel plan with his/her own family during the homestay period and spent a night away from the appointed host family.
10. Chaperons who went out without telling the host family where he/she is going and didn't come home till late evening.

Most of these problems can be prevented if JAs as well as their parents receive an orientation and preparatory training, and you gain the trust and respect of the JAs before arriving in Fukuoka. Please make sure that the JAs understand the conduct that is expected of them as representatives of their country/region. If Host Families encounter these kinds of problems, they will contact you. Please remember that neither you nor the JAs are in Fukuoka for sightseeing. We want you as well as the JAs to have a wonderful time getting to know your Host Family as well as the participants from other countries, and to expand your knowledge of other cultures.





## 12. We are the BRIDGE Festival 2025

“We are the BRIDGE Festival 2025”, an integral part of the BRIDGE Summer Camp, offers participants a unique chance to share their culture and traditions with host families and Fukuoka citizens through performances like singing and dancing.

Please ensure all Junior Ambassadors (JAs) are fully prepared to perform and fulfill their mission as their country/region's representatives on this stage.

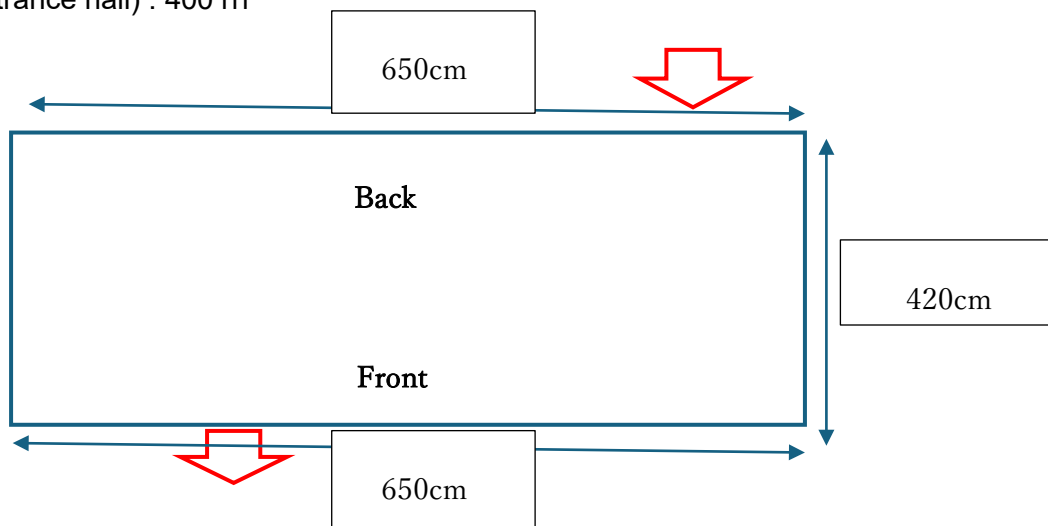
### (1) Date and Location

- Date : July 18th (Fri), 2025
- Place : Toyota Hall Skala Espacio  
(4-8-28 watanabe-dori, chuo-ward, Fukuoka-city, 810-0004)



### (2) Stage size / Length of performance time

- Size of the stage ..... W420-650cm×D420cm×H60 cm  
\*Please make sure you take the size of the stage into account when you plan the performance.
- Performance time ..... **3 min**  
In addition, there is 30 second each to go on and off the stage = **4 min total**  
(30 sec. /go on the stage → 3 min / performance → 30 sec. /go off the stage)
- Hall: 421 m<sup>2</sup> 400 seats are available  
Foyer(entrance hall) : 400 m<sup>2</sup>



### (3) Preparation

- Please make sure to complete preparing for the performance before you come to Japan. We cannot spare time for JAs to practice during the program, which means you will **NOT** be able to practice once you get here.
- Please make sure to bring in **ALL** the materials and props you need for your performance. We will **NOT** be able to prepare and provide you with any instruments, costumes and make-up etc.
- Please **DO NOT** send your costume or props to APCC office or Marine House.
- Please make sure that your delegation will be able to change into the costume without any help.

- Also, the props should not be too big and should be of a size that they can carry by your delegation members. (If the props are too large, host families may not be able to carry them to the venue.)
- **Please DO NOT use national flags.** Using national flags can cause controversies and is a sensitive matter for some people. To be fair and to avoid any conflict, please refrain from using a national flag in your performance.
- **For Chaperons:** Please download the music data for the performance on your communication devices (ex phone or iPad) because sometimes we have trouble with the network.
- On July 12th & 13th, we will see you and confirm your performance details at Marine House.
- Submitted contents (Music data, performance, use of dressing room, etc.) **CANNOT** be changed on this day.

#### (4) On the Performance day

- All the participants will be brought to the festival site by their host families. Everyone has to gather as a group before checking-in at the reception by the designated time. Once you check in at the reception, please follow the assigned schedule that will be provided to each group.
- Important Update for Performance Group Check-in: This year, check-in for all performance groups will be uniformly **30 minutes before your scheduled performance time**. This change has been made to avoid congestion, as our venue is smaller than in previous years.

**This year, we will not be providing a dressing room. All participants are responsible for preparing themselves, including makeup, at their respective host families' houses. Therefore, please keep your costumes and makeup simple as much as possible. JAs are also expected to prepare themselves independently.**

#### (5) Dress Code

- All the delegates are expected to wear their traditional clothing for their performance. This is to visually address cultural diversity of the Asia-Pacific countries to the participants and the audience.



#### (6) Watch the 'We are the BRIDGE Festival' via You tube!

**"You'll be able to watch 'We Are the BRIDGE Festival 2025' content on YouTube this year! We're still getting the final preparations in order, and we'll provide more specific information soon."**

### **13. Departure (July 20-22)**

- **Baggage Weight**

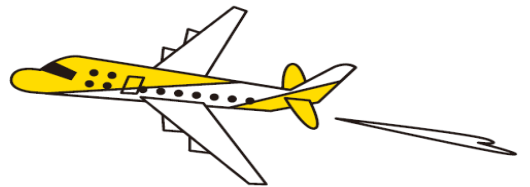
When you pack your bags, please remember that the total baggage weight must be within 20 kg. We really want to ensure you have maximum time with your host families and friends before departure. To help avoid any delays or issues at the airport with overweight or oversized luggage, please make sure everyone's bags are packed within this allowance. Your cooperation helps ensure a smooth and stress-free check-in for everyone.

- **Check-in**

The travel agent will help you check-in at the airline's counter. Please make sure you have all the passports and tickets of the delegation ready.

**Have a safe and pleasant trip back home!**

Please remember that your mission as a chaperon will not be completed until you report all the information that we provided you with and all the experience you gained through your stay in Japan, to the APCC Liaison Office in your country.



**\*NOTE\***

**'My Treasured Memories'**

Like last year, we'll be creating a digital booklet of 'My Treasured Memories'. We'd like all JAs to contribute by sharing one treasured memory from the BRIDGE Summer Camp.

They can either choose a photo or create a drawing to represent this memory. Below their chosen image or artwork, they should provide a brief explanation in English (approximately 50 words or less). Please notify your JAs about this in advance so they can consider it during the program. We will share the template after the BRIDGE Summer Camp.

APCC will then compile all the JAs' submitted memories into one digital document.

## 14. Flight Information

ARRIVAL					
July 11, 2025 (Fri)					
No.	Country/ region	I/D	FLT No.	Arrival Time	Headcount
10	Vietnam	I	VN356	7:35	7
60	Ho Chi Minh	I	VJ832	7:55	7
26	Papua New Guinea	I	SQ656	8:20	6
8	Malaysia	I	SQ656	8:20	7
38	Tahiti	I	SQ656	8:20	5
14	Pakistan	D	GK505	10:45	5
2	Korea	I	OZ134	13:50	6
57	Dalian	I	CA953	14:10	7
1	China	I	CA953	14:10	5
6	Philippines	I	PR426	14:35	6
9	Indonesia	I	PR426	14:35	8
56	Jiangsu Provance	I	CA915	14:55	5
19	Sri Lanka	I	CX588	15:30	6
3	Hong Kong	I	CX588	15:30	8
4	Taiwan	I	CI128	18:05	5
54	Atlanta	D	NH265	19:00	5
18	Mongolia	D	GK519	19:20	6
59	Peru	I	CI116	20:00	7
50	Guangzhou	I	MU531	20:50	5
28	Palau	D	NH271	21:10	5
22	Hawaii	D	JL335	21:30	6
July 12, 2025 (Sat)					
No.	Country/ region	I/D	FLT No.	Arrival Time	Headcount
7	Thailand	I	TG648	8:00	8
11	Bangladesh	I	TG648	8:00	7
12	Bhutan	I	TG648	8:00	7
16	Laos	I	TG648	8:00	5
17	Nepal	I	TG648	8:00	6
35	Myanmar	I	TG648	8:00	7
46	Cambodia	I	TG648	8:00	6
5	Singapore	I	SQ656	8:20	7
40	Maldives	I	SQ656	8:20	6
51	Ipoh, Malaysia	I	SQ656	8:20	6
20	Australia	I	CI110	9:55	6
21	New Zealand	I	CI110	9:55	5
52	Oakland	I	OZ132	10:15	6
34	Micronesia	D	NH245	10:45	5
15	India	I	CX512	12:50	6
39	Tonga	D	GK507	12:50	5
23	Fiji	D	GK507	12:50	6
24	Kiribati	D	GK507	12:50	5
29	Vanuatu	D	GK507	12:50	5
41	Tuvalu	D	GK507	12:50	5
61	Kyrgyzstan	I	OZ134	13:50	7

I	International Terminal in Fukuoka
D	Domestic Terminal in Fukuoka

DEPARTURE					
July 20, 2025 (Sun)					
No.	Country/region	I/D	FLT No.	Departure Time	Headcount
34	Micronesia	D	NH270	19:50	5
July 21, 2025 (Mon)					
No.	Country/region	I/D	FLT No.	Departure Time	Headcount
28	Palau	D	NH240	7:00	5
60	Ho Chi Minh	I	VJ833	9:00	7
18	Mongolia	D	GK524	9:05	6
50	Guangzhou	I	MU532	9:30	5
5	Singapore	I	SQ655	10:00	7
26	Papua New Guinea	I	SQ655	10:00	6
40	Maldives	I	SQ655	10:00	6
51	Ipoh	I	SQ655	10:00	6
4	Taiwan	I	CI111	11:00	5
21	New Zealand	I	CI111	11:00	5
2	Korea	I	OZ131	11:30	6
7	Thailand	I	TG649	11:35	8
11	Bangladesh	I	TG649	11:35	7
12	Bhutan	I	TG649	11:35	7
14	Pakistan	I	TG649	11:35	5
16	Laos	I	TG649	11:35	5
17	Nepal	I	TG649	11:35	6
35	Myanmar	I	TG649	11:35	7
46	Cambodia	I	TG649	11:35	6
54	Atlanta	D	JL312	11:45	5
52	Oakland	I	OZ133	15:00	6
1	China	I	CA954	15:10	5
57	Dalian	I	CA954	15:10	7
6	Philippine	I	PR425	15:35	6
9	Indonesia	I	PR425	15:35	8
56	Jiangsu	I	CA916	15:55	5
3	Hong Kong	I	CX589	16:40	8
15	India	I	CX589	16:40	6
22	Hawaii	I	HA828	20:40	6
20	Australia	I	CI117	21:00	6
July 22, 2025 (Tue)					
No.	Country/region	I/D	FLT No.	Departure Time	Headcount
8	Malaysia	I	SQ655	10:00	7
38	Tahiti	I	SQ655	10:00	5
10	Vietnam	I	VN357	10:00	7
61	Kyrgyzstan	I	OZ133	15:00	7
23	Fiji	D	GK508	15:35	6
24	Kiribati	D	GK508	15:35	5
29	Vanuatu	D	GK508	15:35	5
39	Tonga	D	GK508	15:35	5
41	Tuvalu	D	GK508	15:35	5
59	Peru	I	KL9840	16:25	7
19	Sri Lanka	I	CX589	16:40	6



## APCC Theme Song

During the BRIDGE Summer Camp, you will have several occasions to sing our theme song, "We are the BRIDGE". Please practice singing the song at your orientation meeting for your preparation ♪

# We are the BRIDGE

Sometimes  
It's hard to make a friend  
We talk  
But words keep us apart  
But with hope  
And love and understanding  
We find we speak  
The same language in our hearts

This world has room for us all  
And we could be one happy family  
So let's stand hand in hand  
And sing our song together  
And we can make it better  
Wait and see

☆ We are the BRIDGE  
Of love from heart to heart  
We have a dream  
For everyone to share  
All our tomorrows bright and new  
Starting here and now, me and you  
The bridge we build  
Will take us there

★ We are the BRIDGE  
Of love from friend to friend  
A rainbow bright  
When all the rain is through  
And if we listen to our hearts  
Keep our eyes upon a star  
Then someday soon  
All our dreams will come true

Sometimes  
The road may seem so long  
We walk  
But there's so far to go  
But each step  
Will take us that much closer  
So don't give up  
We'll be there before you know

This world is home for us all  
And we could be one happy family  
So let's stand hand in hand  
And join our hearts together  
And we can make it better  
Wait and see

★ *Repeat*

And when we're lonely  
And we feel a little lost  
If we just care for one another  
You know there are no fences  
And no borders we can't cross  
When we are joined together

☆ *Repeat*

★ *Repeat*

And if we listen to our hearts  
Keep our eyes upon a star  
Then someday soon  
All our dreams will come true

*Words and Music by Manabu Sakamoto  
Vocals by Marlene  
Produced and arranged by Yuji Toriyama*

Listen in [APCC Youtube](#)



# APCC

Asian-Pacific Children's Convention in FUKUOKA

1-4-13-6F, Maizuru, Chuo-ku, Fukuoka, 810-0073, Japan

TEL: (81)-92-710-6102 / FAX: (81)-92-710-6103